


Telex : MIDEV BU 2808  
Cable : MIDEV BRUNEI  
Telephone : 2383222  
Fax : 2380298 / 2380033



كـمـنـتـريـنـ بـنـاـء  
KEMENTERIAN PEMBANGUNAN  
BANDAR SERI BEGAWAN BR3510  
NEGARA BRUNEI DARUSSALAM

Rujukan Kami : (2283) KPN/ABCI/C/8.0  
Our Reference :

Rujukan Kamu :  
Your Reference :

10 Ramadan 1436  
27hb. Jun 2015

Yang Mulia,  
Pengarah Urusan  
Morsjaya Electrical Co. Sdn Bhd  
No. 5-8, Bangunan Hj Othman  
Kg Pengkalan Gadong BE3719  
Negara Brunei Darussalam.

Tel : +673 2448469 /70  
Fax: +673 2448471

Tuan,

**PERMOHONAN PERSIJILAN PRODUK BAGI BAHAN-BAHAN BINAAN (BARU)  
PHILIPS LIGHTING (MULTI-SITE)**

Dengan hormat sukacita merujuk permohonan pihak Tuan yang diterima pada 23hb. April 2015 oleh pihak ABCI selaku Urus-Ga Jawatankuasa Persijilan Produk untuk didaftarkan mengikut skim Persijilan Produk bagi bahan-bahan binaan dibawah Kementerian Pembangunan seperti diatas.

Sukacita memaklumkan bahawa Jawatankuasa Persijilan Produk bagi bahan-bahan binaan telah meluluskan produk berikut:


**PHILIPS LIGHTING (MULTI-SITE)**

Untuk berdaftar dibawah Skim 2 Persijilan Produk bagi bahan-bahan binaan bagi tempoh 25hb. Jun 2015 sehingga 01hb. March 2018.

Dalam tempoh ini, Jawatankuasa Persijilan Produk atau pemberi-pihak ketiga (3rd Party) yang dilantik akan menjalankan pemeriksaan keatas produk-produk seperti konsisten kualiti yang dikeluarkan secara rawak (random).

Jika kualiti produk didapati tidak memuaskan semasa pemeriksaan dijalankan, ianya hendaklah diperbaiki dengan segera. Jika gagal berbuat sedemikian, surat kebenaran Persijilan produk berkenaan akan dibatalkan dan penggunaan produk tidak boleh diguna pakai dalam mana-mana projek Kerajaan.

 2/...



KEMENTERIAN PEMBANGUNAN  
NEGARA BRUNEI DARUSSALAM

BARANGAN YANG DILULUSKAN

Rujukan barangan yang diluluskan : (2282) KPN/ABCI/C/8.0

Tarikh dikeluarkan : 25hb. June 2015

Tarikh Mansuh : 01hb. March 2018

Dengan ini diakui bahawa Morsjaya Electrical Co. Sdn Bhd No. 5-8, Bangunan Hj Othman Kg. Pengkalan Gadong BE3719 Negara Brunei Darussalam, telah mengikuti skim persijilan-barangan Kementerian Pembangunan seperti keterangan di bawah ini :-

Skim Persijilan : Skim 2  
(Sila rujuk Prosidur Persijilan STD3/003  
Keluaran No. 11, Semakan 27hb. Mei 2008)  
Penggunaan produk ini tertakluk kepada keperluan  
khas pengguna dari segi teknikal dan kontrak.

Barangan yang diluluskan : PHILIPS LIGHTING  
(MULTI-SITE)

\* Sila Rujuk APPENDIX B

Tajuk dan Nombor Piawai (spesikasi) : ISO 9001:2008  
yang berkenaan terhadap persijilan yang  
dikehendaki. Quality Management System  
Management, Innovation, marketing, manufacturing,  
sales and supply of lighting products, systems and  
services

Issued by : SGS (United Kingdom)

Certificate No : GB10/81148.00

Certificate Validity: 01/03/2018

[AWG MUHAMMAD ROBIN YONG BIN ABDULLAH]  
Ketua Divisyen Kawalan Bangunan dan Industri Pembinaan (ABCI)  
b/p. Setiausaha Tetap (Teknikal & Professional)  
Kementerian Pembangunan

Tarikh dikeluarkan: 25/06/2015


# APPENDIX B

APPLICATION FOR CERTIFICATION OF PRODUCTS					
BRAND: PHILIPS					
PRODUCT FAMILY	VALUE PROPOSITION	PRODUCT PHOTO	PHILIPS 12NC	DESCRIPTION	COUNTRY OF ORIGIN
LusSpace Gen3	<p>System efficiency of up to 100lm / W, 80% energy saving compared to traditional CFL downlights</p> <ul style="list-style-type: none"> <li>Excellent performance: CRI &gt;80; glare &lt; GR19/22</li> <li>Lifespan: 50,000 hours @ 70% lumen maintenance</li> <li>CCT: 3000K (Warm White) / 4000K (Neutral White)</li> <li>Control: Non-dimmable/dimmable</li> <li>Option: Wall washer</li> <li>IP Code: IP20 / IP54 (Front cover)</li> </ul> <p>Lumen Output:</p> <ul style="list-style-type: none"> <li>a. DN478 : 600lm (Replace: 2 x 1W CFL)</li> <li>b. DN488/489 : 1000lm (Replace: 2 x 18W CFL)</li> <li>c. DN486/487 : 1500lm (Replace: 2 x 26W CFL)</li> <li>d. DN498/499 : 2000lm (Replace: 2 x 32W CFL)</li> <li>e. DN496/497 : 3000lm (Replace: 2 x 42W CFL)</li> </ul> <p>Output:</p> <ul style="list-style-type: none"> <li>a. DN478 : 5 inch</li> <li>b. DN488/489 : 6 inch</li> <li>c. DN486/487 : 6 inch</li> <li>d. DN498/499 : 8 inch</li> <li>e. DN496/497 : 8 inch</li> </ul>		911401701212	DN488 1XOLED-3000 PSU-E C WH	CHINA
			911401701222	DN488 1XOLED-4000 PSU-E C WH	CHINA
			911401701232	DN488 1XOLED-3000 PSU-E M-A WH	CHINA
			911401701252	DN488 1XOLED-4000 PSU-E M WH	CHINA
			911401701292	DN488 1XOLED-4000 PSU-E M-A WH	CHINA
			911401701342	DN488 1XOLED-3000 PSU-E M WH	CHINA
			911401701442	DN488 1XOLED-4000 PSU-E C WH	CHINA
			911401701462	DN488 1XOLED-3000 PSD-F TA WH	CHINA
			911401701482	DN488 1XOLED-4000 PSD-E M-A WH	CHINA
			911401701552	DN488 1XOLED-4000 PSD-E M WH	CHINA
			911401701592	DN488 1XOLED-3000 PSD-F M-A WH	CHINA
			911401701622	DN488 1XOLED-3000 PSD-E C WH	CHINA
			911401702822	DN488 1XOLED-3000 PSU-E C WH PG	CHINA
			911401702832	DN488 1XOLED-4000 PSU-E C WH PG	CHINA
			911402701322	DN489 1XOLED-3000 PSU-E C WH	CHINA
			911401701382	DN489 1XOLED-4000 PSU-E C WH	CHINA
			911401701372	DN489 1XOLED-3000 PSU-E M WH	CHINA
			911401701282	DN489 1XOLED-4000 PSU-E M WH	CHINA
			911401701712	DN489 1XOLED-4000 PSD-E C WH	CHINA
			911401701652	DN489 1XOLED-3000 PSD-E M WH	CHINA
			911401701812	DN489 1XOLED-4000 PSD-E M WH	CHINA
			911401701782	DN489 1XOLED-3000 PSD-E C WH	CHINA
			911401701242	DN486 1XOLED-3000 PSU-E M WH	CHINA
			911401701312	DN486 1XOLED-4000 PSU-E C WH	CHINA
			911401701362	DN486 1XOLED-4000 PSU-E M WH	CHINA
			911401701372	DN486 1XOLED-4000 PSU-E C WH	CHINA

CERTIFIED  
TRUE COPY

F. S. S. S.




PRODUCT FAMILY	VALUE PROPOSITION	PRODUCT - QTO	PHILIPS 12NC	DESCRIPTION	COUNTRY OF ORIGIN
			911401701422	DN486 1X0LED-3000 PSU-E M WH	CHINA
			911401701252	DN486 1X0LED-4000 PSU-E M WH	CHINA
			911401701392	DN486 1X0LED-4000 PSU-E C WH	CHINA
			911401701402	DN486 1X0LED-3000 PSU-E C WH	CHINA
			911401701262	DN487 1X0LED-1000 PSU-E C WH	CHINA
			911401701302	DN487 1X0LED-1000 PSU-E M WH	CHINA
			911401701332	DN487 1X0LED-3000 PSU-E M WH	CHINA
			911401701352	DN487 1X0LED-3000 PSU-E C WH	CHINA
			911401701442	DN487 1X0LED-3000 PSU-E C WH	CHINA
			911401701772	DN487 1X0LED-4000 PSU-E M WH	CHINA
			911401701542	DN487 1X0LED-4000 PSU-E M WH	CHINA
			911401701372	DN487 1X0LED-4000 PSU-E C M	CHINA
			911401701632	DN488 1X0LED-4000 PSU-E M WH	CHINA
			911401701032	DN488 1X0LED-3000 PSU-E M WH	CHINA
			911401701062	DN488 1X0LED-3000 PSU-E C WH	CHINA
			911401701322	DN488 1X0LED-4000 PSU-E C WH	CHINA
			911401702682	DN488 1X0LED-4000 PSU-E M-A WH	CHINA
			911401701462	DN488 1X0LED-3000 PSU-E M-A WH	CHINA
			911401701782	DN488 1X0LED-3000 PSU-E M WH	CHINA
			911401701452	DN488 1X0LED-4000 PSU-E C WH	CHINA
			911401701472	DN488 1X0LED-4000 PSU-E M WH	CHINA
			911401701572	DN488 1X0LED-2000 PSU-E C WH	CHINA
			911401701672	DN488 1X0LED-3000 PSU-E M-A WH	CHINA
			911401702892	DN488 1X0LED-4000 PSU-E M-A WH	CHINA
			911401702842	DN488 1X0LED-3000 PSU-E C WH PG	CHINA
			911401702852	DN488 1X0LED-4000 PSU-E C WH PG	CHINA
			911401701662	DN489 1X0LED-4000 PSU-E C WH	CHINA
			911401701502	DN489 1X0LED-3000 PSU-E C WH	CHINA
			911401701542	DN489 1X0LED-3000 PSU-E M WH	CHINA
			911401701562	DN489 1X0LED-3000 PSU-E M WH	CHINA

CERTIFIED  
TRUE COPY







PRODUCT FAMILY	VALUE PROPOSITION	PRODUCT PHOTO	PHILIPS TYPE	DESCRIPTION	COUNTRY OF ORIGIN
			911401701722	DM499 1X0LED-8000 PSU-E M WH	CHINA
			911401701652	DM499 1X0LED-4000 PSU-E C WH	CHINA
			911401701412	DM499 1X0LED-4000 PSU-E M WH	CHINA
			911401701532	DM499 1X0LED-1000 PSU-E C WH	CHINA
			911401701632	DM496 1X0LED-4000 PSU-E C WH	CHINA
			911401701684	DM498 1X0LED-4000 PSU-E M WH	CHINA
			911401701762	DM496 1X0LED-3000 PSU-E M WH	CHINA
			911401701852	DM496 1X0LED-3000 PSU-E C WH	CHINA
			911401701662	DM497 1X0LED-4000 PSU-E C WH	CHINA
			911401701702	DM497 1X0LED-4000 PSU-E M WH	CHINA
			911401701792	DM497 1X0LED-8000 PSU-E C WH	CHINA
			911401701822	DM497 1X0LED-3000 PSU-E M WH	CHINA
			911401701672	DM478 1X0LED-3000 PSU-E C WH	CHINA
			911401701682	DM478 1X0LED-4000 PSU-E M WH	CHINA
			911401701487	DM478 1X0LED-4000 PSU-E C WH	CHINA
			911401701512	DM478 1X0LED-3000 PSU-E M WH	CHINA
			9114017017502	DM478 1X0LED-3000 PSU-E C WH	CHINA
			911401702912	DM478 1X0LED-4000 PSU-E C WH	CHINA
			911401702922	DM478 1X0LED-1000 PSU-E M WH	CHINA
			911401702932	DM478 1X0LED-3000 PSU-E M WH	CHINA
			911401701602	DM478 1X0LED-4000 PSU-E C WH PG	CHINA
			911401701612	DM478 1X0LED-3000 PSU-E C WH PG	CHINA



CERTIFIED  
TRUE COPY

15/01/2014




PRODUCT FAMILY	VALUE PROPOSITION	PRODUCT PHOTO	PHILIPS 123K	DESCRIPTION	COUNTRY OF ORIGIN			
GreenSpace III	<p>Energy saving, dimming, system efficiency 2000W Comfort: the protection angle&gt; 15 ° UGR2.2 100CM &lt; 8 Lifetime: 50,000 hours @ 70% lumen maintenance Control: Non Dimmable/Dimmable CCT: 8000K/4000K/6500K IP Code: IP20 CRI&gt;8</p> <p>Lumen Output: a. DN280B: 600lm, 7W [Replace 1x T8/2x T3 W CFL] b. DN281B: 1050lm, 11.5W [Replace 1x T8, 2x 18W CFL] c. DN282B: 1550lm, 17W [Replace 2x 25W CFL] d. DN283B: 2100lm, 22.5W [Replace 2x 35W CFL]</p> <p>Cutout: a. DN280B: Ø105-110mm [4"] b. DN281B: Ø150-155mm [6"] c. DN282B: Ø200-205mm [8"] d. DN283B: Ø230-235mm [9"]</p>		911401797601	DN280B 1xLED-3000 PSU ALU G	CHINA			
			911401796601	DN280B 1xLED-3000 PSU WH	CHINA			
			911401797701	DN280B 1xLED-4000 PSU ALU G	CHINA			
			911401796801	DN280B 1xLED-4000 PSU WH	CHINA			
			911401798001	DN280B 1xLED-6500 PSU ALU G	CHINA			
			911401797001	DN280B 1xLED-6500 PSU WH	CHINA			
			911401798101	DN281B 1xLED-3000 PSU ALU G	CHINA			
			911401796701	DN281B 1xLED-3000 PSU WH	CHINA			
			911401797097	DN281B 1xLED-3000K PSR WH	CHINA			
			911401798201	DN281B 1xLED-4000 PSU ALU G	CHINA			
			911401797101	DN281B 1xLED-4000 PSU WH	CHINA			
			911401700902	DN281B 1xLED-6000K PSR WH	CHINA			
			911401798301	DN281B 1xLED-6500 PSU ALU G	CHINA			
			911401797201	DN281B 1xLED-6500 PSU WH	CHINA			
			911401798401	DN282B 1xLED-3000 PSU ALU G	CHINA			
			911401796801	DN282B 1xLED-3000 PSU WH	CHINA			
			911401798601	DN282B 1xLED-4000 PSU ALU G	CHINA			
			911401797301	DN282B 1xLED-4000 PSU WH	CHINA			
			911401798501	DN282B 1xLED-6000 PSU ALU G	CHINA			
			911401797401	DN282B 1xLED-6000 PSU WH	CHINA			
			911401798701	DN283B 1xLED-3000 PSU ALU G	CHINA			
			911401796901	DN283B 1xLED-3000 PSU WH	CHINA			
			911401797501	DN283B 1xLED-4000 PSU WH	CHINA			
			911401700912	DN283B 1xLED-3000K PSR WH	CHINA			
			911401798801	DN283B 1xLED-4000 PSU ALU G	CHINA			
			911401797601	DN283B 1xLED-4000 PSU WH	CHINA			
			911401700922	DN283B 1xLED-4000K PSR WH	CHINA			
			911401798901	DN283B 1xLED-6500 PSU ALU G	CHINA			
			Accessory			911401700801	DN283B 1xLED-6500 PSU WH	CHINA
						911401700862	DN281Z AD Adaptor Ring	CHINA
						911401700852	DN280Z AD Adaptor Ring	CHINA
						911401700872	DN262Z AD Adaptor Ring	CHINA

CERTIFIED  
TRUE COPY





PRODUCT FAMILY	VALUE PROPOSITION	PRODUCT PHOTO	PHILIPS LINE	DESCRIPTION	COUNTRY OF ORIGIN
Smart Bright Surface Mounted	<b>Key Features &amp; Benefits</b> Energy saving, with the assurance of quality • Outstanding efficacy 85 lm/W • Save 60% energy than CFL system • Long lifetime (5 years then 25,000 hr)  Control: No-dimmer CCT: 3000K, 4000K CRI >80 IP Code: IP20 Lifetime: 50,000hrs @ 70% lumen maintenance  Lumen Output: a. DN2848: 343lm b. DN2848: 3395lm c. DN2851: 445lm d. DN2258: 4439lm  Colour: a. DN2848: 343lm, 45W b. DN2851: 445lm, 45W		911401704442	SM050C 1xSLED/830 WH	CHINA
			911401704402	SM050C 1xSLED/840 WH	CHINA
			911401704322	SM050C 1xSLED/850 WH	CHINA
			911401704522	SM051C 1xSLED/830 WH	CHINA
			911401704452	SM051C 1xSLED/840 WH	CHINA
			911401704472	SM051C 1xSLED/850 WH	CHINA
			911401704492	SM052C 1xSLED/830 WH	CHINA
			911401704332	SM052C 1xSLED/840 WH	CHINA
			911401704352	SM052C 1xSLED/850 WH	CHINA
			911401704392	SM052C 1xSLED/830 WH	CHINA
			911401704372	SM052C 1xSLED/840 WH	CHINA
			911401704382	SM052C 1xSLED/850 WH	CHINA
			911401704432	SM050C 1xSLED/830 BK	CHINA
			911401704412	SM050C 1xSLED/840 BK	CHINA
			911401704422	SM050C 1xSLED/850 BK	CHINA
			911401704512	SM051C 1xSLED/830 BK	CHINA
			911401704462	SM051C 1xSLED/840 BK	CHINA
			911401704482	SM051C 1xSLED/850 BK	CHINA
			911401704502	SM052C 1xSLED/830 BK	CHINA
			911401704282	SM052C 1xSLED/840 BK	CHINA
			911401704312	SM052C 1xSLED/850 BK	CHINA
			911401704362	SM052C 1xSLED/830 WH	CHINA
			911401704292	SM051C 1xSLED/840 BK	CHINA
			911401704392	SM052C 1xSLED/850 BK	CHINA



CERTIFIED  
TRUE COPY

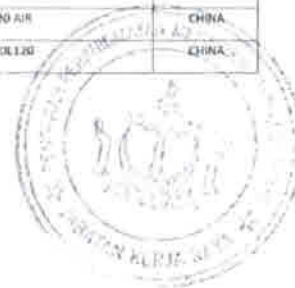


Pangloss



PRODUCT FAMILY	VALUE PROPOSITION	PRODUCT PHOTO	PHILIPS TYPE	DESCRIPTION	COUNTRY OF ORIGIN
POWER BALANCE 2.0	<p>System efficacy up to 115lm/W, 75% more energy efficient compared to conventional T5 solution</p> <p>Additional energy saving up to 50% in zero dimming with controls</p> <p>Lumen package: 2500lm to replace T5 2x14W / 3500lm to replace T5 4x14W / 5100lm / 8000lm</p> <p>Deliver comfortable light with glare none compliant (UGR 16, L65 &lt;1000cd/m2, CRI R90 &gt;4009K)</p> <p>Consistency and reliability: 50,000h L70</p> <p>Lifetime: 50,000h @ L70</p> <p>Dimension: 300mmx1200mm / 600mmx600mm</p> <p>CCT: 4000K, 6500K</p> <p>Control: Dimmable, Non-dimmable</p> <p>Lumen Output:</p> <p>RC600B LED315: 3100lm</p> <p>RC600B LED355: 3500lm</p> <p>RC600B LED405: 4000lm</p> <p>RC600B LED255: 2500lm</p>		911401553511	RC600B LED315/840 PSU W60L60	CHINA
			911401553911	RC600B LED315/865 PSU W60L60	CHINA
			911401554011	RC600B LED315/840 PSU W60L60 AIR	CHINA
			911401554111	RC600B LED315/840 PSU W60L60	CHINA
			911401554211	RC600B LED315/840 PSU W60L60 AIR	CHINA
			911401554311	RC600B LED315/840 PSU ACQ W60L60	CHINA
			911401554411	RC600B LED315/840 PSU ACQ W60L60 AIR	CHINA
			911401554511	RC600B LED315/865 PSU W60L60 AIR	CHINA
			911401554611	RC600B LED315/865 PSU W60L60	CHINA
			911401554711	RC600B LED405/865 PSU ACQ W60L60	CHINA
			911401554811	RC600B LED355/840 PSU W60L60 AIR	CHINA
			911401554911	RC600B LED355/840 PSU W60L60	CHINA
			911401555011	RC600B LED355/840 PSU W60L60 AIR	CHINA
			911401555111	RC600B LED355/840 PSU FCL W60L60	CHINA
			911401555211	RC600B LED355/840 FCL ACQ W60L60 AIR	CHINA
			911401555311	RC600B LED255/840 PSU W60L60 AIR	CHINA
			911401555411	RC600B LED405/840 PSU W60L120 AIR	CHINA
			911401555511	RC600B LED355/840 PSU ACQ W60L120 AIR	CHINA
			911401555611	RC600B LED315/865 PSU W60L60 AIR	CHINA
			911401555711	RC600B LED315/865 PSU ACQ W60L60	CHINA
			911401555811	RC600B LED315/865 PSU ACQ W60L60 AIR	CHINA
			911401555911	RC600B LED405/840 PSU W60L60 AIR	CHINA
			911401556011	RC600B LED405/840 PSU W60L60	CHINA
			911401556111	RC600B LED405/840 PSU W60L60 AIR	CHINA
			911401556211	RC600B LED405/840 PSU W60L60	CHINA
			911401556311	RC600B LED405/840 PSU ACQ W60L60	CHINA
			911401556411	RC600B LED405/840 PSU ACQ W60L60 AIR	CHINA
			911401556511	RC600B LED405/840 PSU W60L60 AIR	CHINA
			911401556611	RC600B LED405/840 PSU W60L60	CHINA
			911401556711	RC600B LED405/840 PSU W60L60 AIR	CHINA
			911401556811	RC600B LED405/840 PSU ACQ W60L60	CHINA
			911401556911	RC600B LED405/840 PSU ACQ W60L60 AIR	CHINA
			911401557011	RC600B LED405/865 PSU W60L60 AIR	CHINA
			911401557111	RC600B LED405/865 PSU W60L60	CHINA
			911401557211	RC600B LED405/865 PSU ACQ W60L60 AIR	CHINA
			911401557311	RC600B LED405/865 PSU ACQ W60L60 AIR	CHINA
			911401557411	RC600B LED405/840 PSU W60L120 AIR	CHINA
			911401557511	RC600B LED405/840 PSU ACQ W60L120	CHINA

CERTIFIED  
TRUE COPY



PRODUCT FAMILY	VALUE PROPOSITION	PRODUCT PHOTO	PHILIPS L2NC	DESCRIPTION	COUNTRY OF ORIGIN
			911401557711	RC600B LED405/865 PSD W30L120	CHINA
			911401557811	RC600B LED405/840 PSD ACL W30L120 AIR	CHINA
			911401557911	RC600B LED405/865 PSD W30L120 AIR	CHINA
			911401558011	RC600B LED405/865 PSD ACL W30L120	CHINA
			911401558111	RC600B LED405/865 PSD ACL W30L120 AIR	CHINA
			911401558211	RC600B LED355/840 PSU W30L120 AIR	CHINA
			911401558311	RC600B LED355/840 PSD W30L120	CHINA
			911401558411	RC600B LED355/840 PSD W30L120 AIR	CHINA
			911401558511	RC600B LED355/840 PSD ACL W30L120	CHINA
			911401558611	RC600B LED355/840 PSU W30L120 AIR	CHINA
			911401558711	RC600B LED355/840 PSD W30L120	CHINA
			911401558811	RC600B LED355/840 PSD W30L120 AIR	CHINA
			911401558911	RC600B LED355/840 PSD ACL W30L120	CHINA
			911401559011	RC600B LED355/840 PSD ACL W30L120 AIR	CHINA
			911401559111	RC600B LED355/865 PSU W30L120 AIR	CHINA
			911401559211	RC600B LED355/865 PSD W30L120	CHINA
			911401559311	RC600B LED355/865 PSD W30L120 AIR	CHINA
			911401559411	RC600B LED355/865 PSD ACL W30L120	CHINA
			911401559511	RC600B LED355/865 PSD ACL W30L120 AIR	CHINA
			911401559611	RC600B LED255/840 PSU W30L120 AIR	CHINA
			911401559711	RC600B LED405/840 PSU W30L60	CHINA
			911401559811	RC600B LED405/865 PSU W30L60	CHINA
			911401559911	RC600B LED355/840 PSU W30L60	CHINA
			911401560011	RC600B LED255/840 PSU W30L60	CHINA
			911401560111	RC600B LED405/840 PSU W30L120	CHINA
			911401560211	RC600B LED405/865 PSU W30L120	CHINA
			911401560311	RC600B LED355/840 PSU W30L120	CHINA
			911401560411	RC600B LED355/840 PSU W30L120	CHINA
			911401560511	RC600B LED355/865 PSU W30L120	CHINA
			911401560611	RC600B LED255/840 PSU W30L120	CHINA
			911401560711	RC600B LED405/840 PSD W30L120	CHINA
			911401560811	RC600B LED405/865 PSU W30L120 AIR	CHINA

CE  
TRADE COPY

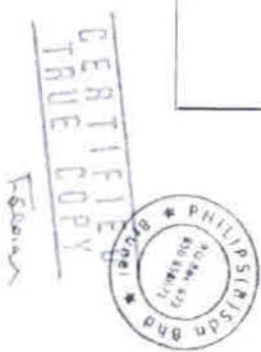


PRODUCT FAMILY	VALUE PROPOSITION	PRODUCT PHOTO	PHILIPS ID#	DESCRIPTION	COUNTRY OF ORIGIN
Grandly Troffer	Lifetime: 50,000hrs @ L70 Control: Non-dimmable Dimension: 600mmx600mm, 330mm x1200mm, 600mmx1200mm IP Code: IP20  Lumen Output: from 2600lm to 7000lm		911401574211	RC3208 LED265/840 PSU W30x120	CHINA
			911401574011	RC3208 LED265/840 PSU W60x60	CHINA
			911401574511	RC3208 LED265/865 PSU W30x120	CHINA
			911401593511	RC3208 LED265/865 PSU W60x60	CHINA
			911401574111	RC3208 LED255/840 PSU W40x60	CHINA
			911401574311	RC3208 LED355/840 PSU W30x120	CHINA
			911401687902	RC3208 LED355/865 PSU W30x120	CHINA
			911401553411	RC3208 LED335/865 PSU W60x60	CHINA
			911401553311	RC3208 LED325/865 PSU W60x120	CHINA
			911401576311	RC3208 LED325/840 PSU W60x120	CHINA
			911401575311	RC3208 LED705/840 PSU W60x120	CHINA
			911401575011	RC3208 LED705/865 PSU W60x120	CHINA
SMART PANEL 1.1	Lifetime: 50,000hrs @ L70 CCT: 5000K, 4000K, 2700K Control: Non-dimmable/dimmable Dimension: 300-1200mm, 600x900mm, 600x1200mm IP Code: IP20 Mounting: Recessed or Suspended  Lumen Output: RC18CV LED255: 2500lm, 13W RC160V LED345: 3400lm, 15W		911401593501	RC160V LED255/840 PSU W60x60	CHINA
			911401593601	RC160V LED255/865 PSU W60x60	CHINA
			911401593501	RC160V LED255/840 PSU W30x120	CHINA
			911401594001	RC160V LED255/85 PSU W60x120	CHINA
			911401513911	RC160V LED345/830 PSU W60x60	CHINA
			911401513911	RC160V LED345/830 PSU W30x120	CHINA
			911401593301	RC160V LED345/840 PSU W60x60	CHINA
			911401593401	RC160V LED345/865 PSU W60x60	CHINA
			911401591701	RC160V LED345/840 PSU W30x120	CHINA
			911401593801	RC160V LED345/865 PSU W30x120	CHINA
			911401514011	RC160V LED345/830 PSU W60x60	CHINA
			911401514111	RC160V LED345/830 PSU W30x120	CHINA
			911401594101	RC160V LED345/840 PSU W60x60	CHINA
			911401594201	RC160V LED345/840 PSU W30x120	CHINA



CERTIFIED  
TRUE COPY  
F.200-01

PRODUCT FAMILY	VALUE PROPOSITION	PRODUCT PHOTO	PHOTO LINK	DESCRIPTION	COUNTRY OF ORIGIN
SMART PANEL 2.0	RC100B 255 / 3-4 LED Driver: Fixed output / DALI Power: 32W / 42W Voltage 220-240V 50/60Hz System Lumen Output: 2500lm, 3400lm Efficacy: 80lm/W SDCM <=5 CRI 80 CCT 4000K, 6500K Lifetime 50,000 hrs - (70% lumen maintenance @ Ta = 25°C) Dimensions: W600 x 597 x 592 x 40mm		911401599711	RC100V LED045/840 PSU W60L60	CHINA
			911401599813	RC100V LED045/845 PSU W60L60	CHINA
			911401500121	RC100V LED255/840 PSU W60L120	CHINA
			911401500222	RC100V LED255/865 PSU W60L60	CHINA
			911401500521	RC100V LED345/840 PSU W60L60	CHINA
			911401500621	RC100V LED345/865 PSU W60L60	CHINA
Coreline LED	Lifetime: 50,000 hrs @ L70 CCT: 4000K, 4800K, 6500K Control: Non-dimmable/dimmable Dimensions: 800x200mm, 600x1200mm IP Code: IP20 Mounting: Recessed or Suspended Lumen output: a. RC100C LED255: 2600lm, 81W b. RC100C LED355: 3700lm, 92W		911401564101	RC100C LED355/840 PSU V30L120	CHINA
			911401564201	RC100C LED355/840 PSU W30L80	CHINA
			911401569801	RC100C LED355/865 PSU W40L120	CHINA
			911401569201	RC100C LED355/865 PSU W60L60	CHINA
			911401568501	RC100C LED355/840 PSU W60L60	CHINA
			911401568701	RC100C LED355/840 PSU W30L120	CHINA
			911401569401	RC100C LED355/865 PSU W30L120	CHINA
			911401569601	RC100C LED355/865 PSU W60L60	CHINA
			911401568301	RC100C LED255/840 PSU W60L60	CHINA
			911401569001	RC100C LED255/840 PSU V10L120	CHINA
			911401569701	RC100C LED255/865 PSU W60L60	CHINA
			911401569801	RC100C LED255/865 PSU V10L120	CHINA
			911401561801	RC100C LED255/840 PSU W60L60	CHINA
			911401561901	RC100C LED255/840 PSU V10L120	CHINA
			911401569701	RC100C LED255/865 PSU W60L60	CHINA
			911401569801	RC100C LED255/865 PSU W30L120	CHINA
			911401561201	RC100C SUSPENSION SETS	CHINA
Smart Bright Troffer 2.0	SmartBright 2.0 troffer is the most affordable LED troffer delivering comfortable light with high quality. It offers two lumen outputs with three dimension types, 600x600, 300x1200 and 600x1200mm. *System efficiency > 80lm/W *CRI > 80, SDCM < 4 *Lifetime, 25k hours (L70@25deg) *System lumen output: 2200lm, 4600lm *Power consumption: 20W / 52W CCT: 4000K/6500K IP20 25,000 hours (70% lumen maintenance @ Ta = 25°C) Dimensions: RC098V ... W60L60: 597 x 597 x 32mm RC098V ... W30L120: 297 x 1197 x 32mm RC098V ... W60L120: 597 x 1197 x 32mm		911401540221	RC098V LED445/865 W60L120-GM	CHINA
			911401540321	RC098V LED445/840 W60L120-GM	CHINA
			911401540421	RC098V LED225/865 W30L120-GM	CHINA
			911401540521	RC098V LED225/840 W30L120-GM	CHINA
			911401540621	RC098V LED225/865 W30L120-PCV-GM	CHINA
			911401540721	RC098V LED225/840 W30L120-PCV-GM	CHINA
			911401540821	RC098V LED225/865 W30L60-GM	CHINA
			911401540921	RC098V LED225/840 W60L60-GM	CHINA
			911401541021	RC098V LED225/865 W60L60-PCV-GM	CHINA
			911401541121	RC098V LED225/840 W60L60-PCV-GM	CHINA




Handwritten signature or mark.

CERTIFIED TRUE COPY





PRODUCT FAMILY	VALUE PROPOSITION	PRODUCT PHOTO	PHILIPS 123C	DESCRIPTION	COUNTRY OF ORIGIN
GreenUp Batter	<p>Features:</p> <p>Double brightness: System output equivalent to two T8 LED</p> <p>High energy eff. and good system efficacy (&gt;95lm/W), save over 65% energy than T8</p> <p>Comfort and long lifetime: Good CCT and color consistency, SDCM&lt;4</p> <p>Color Rendering Index &gt;95</p> <p>IP Code: IP20</p> <p>Remarkable quality: Philips Limited chip and Xitanium driver</p> <p>(CT: 3000K[WW], 4000K[NW], 6500K[CW])</p> <p>Intelligent control Option: 1~10V and DALI interface, saving 80% combined with ActiLume Gen2</p> <p>Lumen Output:</p> <p>a. 2ft: 1tube - 750lm - 8W</p> <p>4ft: 1tube - 1450lm - 15W</p> <p>b. 2ft: 2tubes - 1450lm - 14W</p> <p>4ft: 2tubes - 2700lm - 28W</p>		911401525521	spring accessory RCD08V	CHINA
			911401549611	BN108C LED28 CW L1200 PSD	CHINA
			911401549711	BN108C LED28 WW L1200 PSD	CHINA
			911401549811	BN108C LED28 NW L1200 PSD	CHINA
			911401549911	BN108C LED20 CW L1200 PSD	CHINA
			911401550011	BN108C LED20 WW L1200 PSD	CHINA
			911401550111	BN108C LED20 WW L1200 PSD	CHINA
			911401550211	BN108C LED15 CW L600 PSD	CHINA
			911401550311	BN108C LED15 WW L600 PSD	CHINA
			911401550411	BN108C LED10 CW L600 PSD	CHINA
			911401550511	BN108C LED15 NW L600 PSD	CHINA
			911401550611	BN108C LED10 WW L600 PSD	CHINA
			911401550711	BN108C LED10 WW L600 PSD	CHINA
			911401550811	BN108C LED10 WW L600 PSR	CHINA
			911401550911	BN108C LED10 WW L600 PSR	CHINA
			911401551011	BN108C LED15 NW L600 PSR	CHINA
			911401551111	BN108C LED10 CW L600 PSR	CHINA
			911401551211	BN108C LED15 WW L600 PSR	CHINA
			911401551311	BN108C LED15 CW L600 PSR	CHINA
			911401551411	BN108C LED20 WW L1200 PSR	CHINA
			911401551511	BN108C LED20 WW L1200 PSR	CHINA
			911401551611	BN108C LED20 CW L1200 PSR	CHINA
			911401551711	BN108C LED28 WW L1200 PSR	CHINA
			911401551811	BN108C LED28 WW L1200 PSR	CHINA
			911401551911	BN108C LED28 CW L1200 PSR	CHINA
			911401552011	BN108C LED28 CW L1200	CHINA
			911401552111	BN108C LED28 WW L1200	CHINA
			911401552211	BN108C LED28 WW L1200	CHINA
			911401552311	BN108C LED15 CW L1200	CHINA
			911401552411	BN108C LED15 WW L1200	CHINA
			911401552511	BN108C LED15 WW L1200	CHINA



PRODUCT FAMILY	VALUE PROPOSITION	PRODUCT PHOTO	PHILIPS 12AC	DESCRIPTION	COUNTRY OF ORIGIN
GreenPerform LED Batten	<p>Features:</p> <ul style="list-style-type: none"> <li>• more than 100lm/w</li> <li>• symmetrical and asymmetrical mounting brackets</li> <li>• Color Rendering Index of 80</li> <li>• Life of 50,000 hours with 70% lamps maintained</li> <li>• IP20</li> <li>• Can be integrated with Emergency battery pack</li> </ul> <p>Lumen Output:</p> <ul style="list-style-type: none"> <li>• BN208C 20W (2ft) - 1300lm</li> <li>• BN208C/208C 40W (4ft) - 3200lm</li> </ul>		911401552811	BN108C LED15 CW L600	CHINA
			911401552711	BN108C LED15 NW L600	CHINA
			911401552811	BN108C LED15 WW L600	CHINA
			911401552911	BN108C LED8 CW L600	CHINA
			911401553011	BN108C LED8 NW L600	CHINA
			911401553111	BN108C LED8 WW L600	CHINA
			911401566301	BN208C LED10/CW L600 S	CHINA
			911401566401	BN208C LED10/NW L600 S	CHINA
			911401566501	BN208C LED10/CW L600 FR	CHINA
			911401566601	BN208C LED10/NW L600 FR	CHINA
			911401565901	BN208C LED20/NW L600 S	CHINA
			911401566001	BN208C LED20/WW L600 S	CHINA
			911401566101	BN208C LED20/NW L600 FR	CHINA
			911401566201	BN208C LED20/WW L600 FR	CHINA
			911401585701	BN208C LED20/CW L600 S	CHINA
			911401585801	BN208C LED20/CW L600 FR	CHINA
			911401565201	BN208C LED40/NW L1200 S	CHINA
			911401566401	BN208C LED40/NW L1200 FR	CHINA
			911401565301	BN208C LED40/WW L1200 S	CHINA
			911401565401	BN208C LED40/WW L1200 FR	CHINA
			911401585501	BN208C LED40/CW L1200 S	CHINA
			911401585601	BN208C LED40/CW L1200 FR	CHINA
			911401566701	BN208C LED40/WW L1200 S	CHINA
			911401566801	BN208C LED40/WW L1200 S	CHINA
			911401566901	BN208C LED40/NW L1200 FR	CHINA
			911401567001	BN208C LED40/WW L1200 FR	CHINA
			911401585001	BN208C LED40/CW L1200 S	CHINA
			911401586001	BN208C LED40/CW L1200 FR	CHINA



CEP  
TIDUR  
Faktor

PRODUCT FAMILY	VALUE PROPOSITION	PRODUCT PHOTO	PHILIPS 12NC	DESCRIPTION	COUNTRY OF ORIGIN
Essential LED Batten	Features: • Lifetime: 30,000 hrs • Length: 1,100mm, 1000mm, 900mm, 500mm, 300mm • Patented glass diffuser: Better heat conduction, no embrittlement, no yellowing • High energy efficiency: 105lm/w • Slim and narrow end cap design for cove and shelf lighting • 3 lengths, 3 colors - Flexible, mix and match • Power Cable included • IP20		911401704542	BN066C LED12/CW L1200	CHINA
			911401704552	BN066C LED12/NW L1200	CHINA
			911401704562	BN066C LED12/WW L1200	CHINA
			911401704572	BN066C LED10/CW L1000	CHINA
			911401704582	BN066C LED10/NW L1000	CHINA
			911401704592	BN066C LED10/WW L1000	CHINA
			911401704602	BN066C LED9/CW L900	CHINA
			911401704612	BN066C LED9/NW L900	CHINA
			911401704622	BN066C LED9/WW L900	CHINA
			911401704632	BN066C LED6/CW L600	CHINA
			911401704642	BN066C LED6/NW L600	CHINA
			911401704652	BN066C LED6/WW L600	CHINA
			911401704662	BN066C LED3/CW L300	CHINA
			911401704672	BN066C LED3/NW L300	CHINA
			911401704682	BN066C LED3/WW L300	CHINA
GreenPerform Waterproof	Features: • 100% IP68/W system efficacy, save up to 50% energy by replacing TA waterproof luminaires • Compact body with UV-resistant PC material fit tough environment application • 50,000hr lifetime & 95% & 90% protection ensure ultimate reliability and endurance • Comfortable light with high color uniformity (SDCM<1.5) - CRI>80 • Compact design & IP68 waterproof quality architecture ease the installation  Lumen Output: a. 100-270V (270 - 950lm) b. 40V (400 - 800lm) c. 50V (500 - 800lm)		911401512721	WT161C LED9C CW L1500	CHINA
			911401513611	WT161C LED10 NW L1500	CHINA
			911401513711	WT160C LED50 CW L1500	CHINA
			911401513811	WT160C LED50 NW L1500	CHINA
			911401513911	WT161C LED10 CW L1200	CHINA
			911401514011	WT161C LED10 NW L1200	CHINA
			911401514111	WT161C LED10 CW L1000	CHINA
			911401514211	WT161C LED10 NW L1000	CHINA
			911401514311	WT161C LED20 CW L1300	CHINA
			911401514411	WT161C LED20 NW L1300	CHINA
			911401514511	WT161C LED20 CW L1200	CHINA
			911401514611	WT161C LED20 NW L1200	CHINA
			911401514711	WT161C LED20 CW L1000	CHINA
			911401514811	WT161C LED20 NW L1000	CHINA
			911401514911	WT161C LED20 CW L800	CHINA
			911401515011	WT161C LED20 NW L800	CHINA
			911401515111	WT161C LED20 CW L600	CHINA
			911401515211	WT161C LED20 NW L600	CHINA
			911401515311	WT161C LED20 CW L400	CHINA
			911401515411	WT161C LED20 NW L400	CHINA
			911401515511	WT161C LED20 CW L200	CHINA
			911401515611	WT161C LED20 NW L200	CHINA
			911401515711	WT161C LED10 CW L600	CHINA
			911401515811	WT161C LED10 NW L600	CHINA
			911401515911	WT161C LED10 CW L400	CHINA
			911401516011	WT161C LED10 NW L400	CHINA




Handwritten signature and date: 1/10/2018










PRODUCT FAMILY	VALUE PROPOSITION	PRODUCT PHOTO	PHILIPS 12NC	DESCRIPTION	COUNTRY OF ORIGIN
SmartBright LED Accent	Features: - Energy savings, with the advantage of quality - Replaces halogen 20/35/50W and CDM-T 20/35/70W with efficacy > 50 lm/W - Long lifetime of 25,000 hrs - Up to 6 beam options - 4 beam angles and 4 output sizes to choose from - Available in Warm White and Cool White - Multi-spl solution is available - High colour rendering index - 30 degree adjustability		911401700582	ST281T LED40/840 PSU-E NB 1C-WH	CHINA
			911401700612	ST281T LED40/840 PSU-E WB 1C-BK	CHINA
			911401700622	ST281T LED40/840 PSU-E MB 1C-BK	CHINA
			911401700632	ST281T LED40/840 PSU-E NB 1C-BK	CHINA
			911401767301	RS0508 1xLED/840 WH 340	CHINA
			911401767401	RS0508 1xLED/840 WH 340	CHINA
			911401770901	RS0518 1xLED/830 WH 350	CHINA
			911401771001	RS0518 1xLED/830 WH 360	CHINA
			911401771101	RS0518 1xLED/830 WH 600	CHINA
			911401771201	RS0518 1xLED/840 WH 350	CHINA
			911401771301	RS0518 1xLED/840 WH 360	CHINA
			911401771401	RS0518 1xLED/840 WH 600	CHINA
			911401773101	RS0518 2xLED/830 WH 350	CHINA
			911401773201	RS0518 2xLED/830 WH 360	CHINA
			911401773701	RS0518 2xLED/830 WH 600	CHINA
			911401772801	RS0518 2xLED/840 WH 350	CHINA
			911401772901	RS0518 2xLED/840 WH 360	CHINA
			911401772501	RS0518 2xLED/840 WH 600	CHINA
			911401771501	RS0528 1xLED/830 WH 350	CHINA
			911401771601	RS0528 1xLED/830 WH 360	CHINA
			911401771701	RS0528 1xLED/830 WH 600	CHINA
			911401771801	RS0528 1xLED/840 WH 350	CHINA
			911401771901	RS0528 1xLED/840 WH 360	CHINA
			911401772001	RS0528 1xLED/840 WH 600	CHINA
			911401771601	RS0528 2xLED/830 WH 350	CHINA
			911401771701	RS0528 2xLED/830 WH 360	CHINA
			911401772201	RS0528 2xLED/830 WH 600	CHINA
			911401773301	RS0528 2xLED/840 WH 350	CHINA
			911401773401	RS0528 2xLED/840 WH 360	CHINA
			911401773501	RS0528 2xLED/840 WH 600	CHINA
			911401776101	RS0538 1xLED/830 WH 350	CHINA
			911401776201	RS0538 1xLED/830 WH 360	CHINA
			911401776301	RS0538 1xLED/830 WH 600	CHINA
			911401776401	RS0538 1xLED/840 WH 350	CHINA

CERTIFIED  
TRUE COPY  
K. S. G. W.




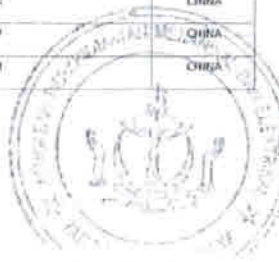
PRODUCT FAMILY	VALUE PROPOSITION	PRODUCT PHOTO	PHILIPS L2MC	DESCRIPTION	COUNTRY OF ORIGIN
			911401776501	RS053B 1xLED/840 WH 360	CHINA
			911401776601	RS053B 1xLED/840 WH 600	CHINA
			912401776701	RS054B 1xLED/830 WH 150	CHINA
			911401776801	RS054B 1xLED/830 WH 360	CHINA
			911401776901	RS054B 1xLED/830 WH 600	CHINA
			911401777001	RS054B 1xLED/840 WH 150	CHINA
			911401777101	RS054B 1xLED/840 WH 360	CHINA
			912401777201	RS054B 1xLED/840 WH 600	CHINA
			911401780701	RS055B 1xLED/830 WH 150	CHINA
			911401777301	RS055B 1xLED/830 WH 360	CHINA
			911401777401	RS055B 1xLED/830 WH 600	CHINA
			912401777501	RS055B 1xLED/840 WH 150	CHINA
			911401777601	RS055B 1xLED/840 WH 360	CHINA
			911401777701	RS055B 1xLED/840 WH 600	CHINA
			911401780801	RS056B 1xLED/830 WH 150 DIM	CHINA
			911401780901	RS056B 1xLED/830 WH 360 DIM	CHINA
			911401781001	RS056B 1xLED/830 WH 600 DIM	CHINA
			911401781101	RS056B 1xLED/830 WH 150 DIM	CHINA
			911401781201	RS056B 1xLED/830 WH 360 DIM	CHINA
			911401781301	RS056B 1xLED/830 WH 600 DIM	CHINA
			911401781401	RS056B 1xLED/830 WH 150 DIM	CHINA
			911401781501	RS056B 1xLED/830 WH 360 DIM	CHINA
			911401781601	RS056B 1xLED/830 WH 600 DIM	CHINA
			911401781701	RS056B 1xLED/830 WH 150 DIM	CHINA
			911401781801	RS056B 1xLED/830 WH 360 DIM	CHINA
			911401781901	RS056B 1xLED/830 WH 600 DIM	CHINA
			911401782001	RS056B 1xLED/830 WH 150 DIM	CHINA
			911401782101	RS056B 1xLED/830 WH 360 DIM	CHINA
			911401782201	RS056B 1xLED/830 WH 600 DIM	CHINA
			911401782301	RS056B 1xLED/830 WH 150 DIM	CHINA
			911401782401	RS056B 1xLED/830 WH 360 DIM	CHINA
			911401782501	RS056B 1xLED/830 WH 600 DIM	CHINA
Smart Bright Mini LED	Smart Bright Mini -10% brighter than standard MR16 halogen -12W power consumption vs. 60W halogen -Long lifetime of 25,000 hrs vs. halogen's 3,000 hrs -Designed for your needs -White rim with high gloss reflector for elegant finish <small>Philips cannot be held responsible for counterfeit products</small>		912401534611	DR1019 1xLED/830 WH 600 1x	CHINA
			912401534711	DR1019 1xLED/840 WH 600 1x	CHINA
			912401534811	DR1019 1xLED/830 WH 600 8x	CHINA
			912401534911	DR1019 1xLED/840 WH 600 8x	CHINA

CERTIFICATE  
 OF AUTHORITY  
 PHILIPS  
 100% ORIGINAL  
 100% GUARANTEE





PRODUCT FAMILY	VALUE PROPOSITION	PRODUCT PHOTO	PHILIPS 12NC	DESCRIPTION	COUNTRY OF ORIGIN	
			911401793301	RS085B 2xLED/830 WH 360	CHINA	
			911401792901	RS085B 2xLED/830 WH 600	CHINA	
			911401797801	RS085B 2xLED/840 WH 150	CHINA	
			911401793201	RS085B 2xLED/840 WH 360	CHINA	
			911401793101	RS085B 2xLED/840 WH 600	CHINA	
			911401793701	RS086B 2xLED/830 WH 150	CHINA	
			911401793601	RS086B 2xLED/830 WH 360	CHINA	
			911401793501	RS086B 2xLED/830 WH 600	CHINA	
			911401793401	RS086B 2xLED/840 WH 150	CHINA	
			911401793801	RS086B 2xLED/840 WH 360	CHINA	
			911401793801	RS086B 2xLED/840 WH 600	CHINA	
	<b>SmartBright LED Modular Dimmable</b>  - Key Features & Benefits - Energy savings, with the assurance of quality - Replaces halogen 55W and CDM-T 20W with efficacy > 50 lm/W - Long lifetime of 25,000 hrs - Dimmable in installation - Mix and match with modular design - 3 lumen options and 3 beam angle choices - Available in Warm White and Cool White - Superior light output, professional design - High colour rendering index - 30 degree adjustable - Dimmable - Lumen Output: 400lm, 600lm, 1200lm, 2000lm, 3000lm, 2 x 600lm		911401794101	RS087B 1xLED/830 WH 150 DIM	CHINA	
			911401794201	RS087B 1xLED/830 WH 360 DIM	CHINA	
			911401794301	RS087B 1xLED/830 WH 600 DIM	CHINA	
			911401794001	RS087B 1xLED/840 WH 150 DIM	CHINA	
			911401794401	RS087B 1xLED/840 WH 360 DIM	CHINA	
			911401794501	RS087B 1xLED/840 WH 600 DIM	CHINA	
			911401795001	RS088B 1xLED/830 WH 150 DIM	CHINA	
			911401795701	RS088B 1xLED/830 WH 360 DIM	CHINA	
			911401794801	RS088B 1xLED/830 WH 600 DIM	CHINA	
			911401794601	RS088B 1xLED/840 WH 150 DIM	CHINA	
			911401795401	RS088B 1xLED/840 WH 360 DIM	CHINA	
			911401795201	RS088B 1xLED/840 WH 600 DIM	CHINA	
			911401795601	RS089B 1xLED/830 WH 150 DIM	CHINA	
			911401795501	RS089B 1xLED/830 WH 360 DIM	CHINA	
			911401795301	RS089B 1xLED/830 WH 600 DIM	CHINA	
			911401794701	RS089B 1xLED/840 WH 150 DIM	CHINA	
			911401794901	RS089B 1xLED/840 WH 360 DIM	CHINA	
			911401795101	RS089B 1xLED/840 WH 600 DIM	CHINA	






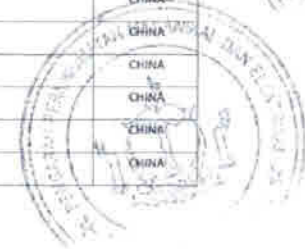


PRODUCT FAMILY	VALUE PROPOSITION	PRODUCT PHOTO	PHILIPS L2AC	DESCRIPTION	COUNTRY OF ORIGIN
			911401517021	ST291T BR-C LED10/CW PSU-E MB WH	CHINA
			911401513921	ST291T PR-C LED30/830 PSU-E MB WH	CHINA
			911401513821	ST291T BR-C LED30/840 PSU-E MB WH	CHINA
			911401513721	ST291T BR-C LED10/840 PSU-E MB WH	CHINA
			911401513621	ST291T BR-C LED20/840 PSU-E MB WH	CHINA
			911401513521	ST291T BR-C LED30/840 PSU-E MB WH	CHINA
			911401513421	ST291T BR-C LED20/840 PSU-E MB WH	CHINA
			911401513321	ST291T BR-C LED30/830 PSU-E MB WH	CHINA
			911401513221	ST291T BR-C LED30/830 PSU-E MB WH	CHINA
			911401513121	ST291T BR-C LED30/830 PSU-E MB WH	CHINA
			911401513021	ST291T BR-C LED30/840 PSU-E MB WH	CHINA
			911401512921	ST291T BR-C LED30/840 PSU-E MB WH	CHINA
			911401512821	ST291T BR-C LED30/840 PSU-E MB WH	CHINA
			911401512721	ST291T BR-N LED10/830 PSU-E MB BK	CHINA
			911401512621	ST291T BR-N LED10/830 PSU-E MB BK	CHINA
			911401512521	ST291T BR-N LED10/830 PSU-E MB BK	CHINA
			911401512421	ST291T BR-N LED10/840 PSU-E MB BK	CHINA
			911401512321	ST291T BR-N LED10/840 PSU-E MB BK	CHINA
			911401512221	ST291T BR-N LED10/840 PSU-E MB BK	CHINA
			911401512121	ST291T BR-N LED20/830 PSU-E MB BK	CHINA
			911401512021	ST291T BR-N LED20/830 PSU-E MB BK	CHINA
			911401511921	ST291T BR-N LED20/830 PSU-E MB BK	CHINA
			911401511821	ST291T BR-N LED20/840 PSU-E MB BK	CHINA
			911401511721	ST291T BR-N LED20/840 PSU-E MB BK	CHINA
			911401511621	ST291T BR-N LED20/840 PSU-E MB BK	CHINA
			911401511521	ST291T BR-N LED30/830 PSU-E MB BK	CHINA
			911401511421	ST291T BR-N LED30/830 PSU-E MB BK	CHINA
			911401511321	ST291T BR-N LED30/830 PSU-E MB BK	CHINA
			911401511221	ST291T BR-N LED30/840 PSU-E MB BK	CHINA
			911401511121	ST291T BR-N LED30/840 PSU-E MB BK	CHINA
			911401511021	ST291T BR-N LED30/840 PSU-E MB BK	CHINA
			911401510921	ST291T BR-N LED40/830 PSU-E MB BK	CHINA
			911401510821	ST291T BR-N LED40/830 PSU-E MB BK	CHINA
			911401510721	ST291T BR-N LED40/830 PSU-E MB BK	CHINA
			911401510621	ST291T BR-N LED40/840 PSU-E MB BK	CHINA
			911401510521	ST291T BR-N LED40/840 PSU-E MB BK	CHINA
			911401510421	ST291T BR-N LED40/840 PSU-E MB BK	CHINA
			911401510321	ST291T PR-C LED10/830 PSU-E MB WH	CHINA




CERTIFIED  
 TRUE COPY  
 [Signature]

PRODUCT FAMILY	VALUE PROPOSITION	PRODUCT PHOTO	PHILIPS L2NC	DESCRIPTION	COUNTRY OF ORIGIN
			91140150271	ST291T PR-C LED10/830 PSU-E MB WH	CHINA
			91140150121	ST291T PR-C LED10/830 PSU-E WB WH	CHINA
			911401510021	ST291T PR-C LED10/840 PSU-E NB WH	CHINA
			911401509521	ST291T PR-C LED10/840 PSU-E MB WH	CHINA
			911401509821	ST291T PR-C LED10/840 PSU-E WB WH	CHINA
			911401509721	ST291T PR-C LED20/830 PSU-E NB WH	CHINA
			911401509621	ST291T PR-C LED20/830 PSU-E MB WH	CHINA
			911401509521	ST291T PR-C LED20/830 PSU-E WB WH	CHINA
			911401509421	ST291T PR-C LED20/840 PSU-E NB WH	CHINA
			911401509321	ST291T PR-C LED20/840 PSU-E MB WH	CHINA
			911401509221	ST291T PR-C LED20/840 PSU-E WB WH	CHINA
			911401509121	ST291T PR-C LED30/830 PSU-E NB WH	CHINA
			911401509021	ST291T PR-C LED30/830 PSU-E MB WH	CHINA
			911401508921	ST291T PR-C LED30/840 PSU-E NB WH	CHINA
			911401508821	ST291T PR-C LED30/840 PSU-E MB WH	CHINA
			911401508721	ST291T PR-C LED30/840 PSU-E WB WH	CHINA
			911401508621	ST291T SB-O LED10/830 PSU-E NB WH	CHINA
			911401508521	ST291T SB-O LED10/830 PSU-E MB WH	CHINA
			911401508421	ST291T SB-O LED10/830 PSU-E WB WH	CHINA
			911401508321	ST291T SB-O LED10/840 PSU-E NB WH	CHINA
			911401508221	ST291T SB-O LED10/840 PSU-E MB WH	CHINA
			911401508121	ST291T SB-O LED10/840 PSU-E WB WH	CHINA
			911401508021	ST291T SB-O LED20/830 PSU-E NB WH	CHINA
			911401507921	ST291T SB-O LED20/830 PSU-E MB WH	CHINA
			911401507821	ST291T SB-O LED20/830 PSU-E WB WH	CHINA
			911401507721	ST291T SB-O LED20/840 PSU-E NB WH	CHINA
			911401507621	ST291T SB-O LED20/840 PSU-E MB WH	CHINA
			911401507521	ST291T SB-O LED20/840 PSU-E WB WH	CHINA
			911401507421	ST291T SB-O LED30/830 PSU-E NB WH	CHINA
			911401507321	ST291T SB-O LED30/830 PSU-E MB WH	CHINA
			911401507221	ST291T SB-O LED30/830 PSU-E WB WH	CHINA
			911401507121	ST291T SB-O LED30/840 PSU-E NB WH	CHINA
			911401507021	ST291T SB-O LED30/840 PSU-E MB WH	CHINA
			911401506921	ST291T SB-O LED30/840 PSU-E WB WH	CHINA
			911401506821	ST291T EH-C LED10/830 PSU-E NB WH	CHINA
			911401506721	ST291T EH-C LED10/830 PSU-E MB WH	CHINA
			911401506621	ST291T EH-C LED10/830 PSU-E WB WH	CHINA
			911401506521	ST291T EH-C LED10/840 PSU-E NB WH	CHINA





Handwritten text: "COPY 1000" and "1000" with a signature.

PRODUCT FAMILY	VALUE PROPOSITION	PRODUCT PHOTO	PHILIPS 12NC	DESCRIPTION	COUNTRY OF ORIGIN
			911401506421	ST291T EH-C LED30/840 PSU-E MB WH	CHINA
			911401506321	ST291T EH-C LED10/840 PSU-E WB WH	CHINA
			911401506221	ST291T EH-C LED20/830 PSU-E MB WH	CHINA
			911401506121	ST291T EH-C LED20/830 PSU-E MB WH	CHINA
			911401506021	ST291T EH-C LED20/830 PSU-E WB WH	CHINA
			911401505921	ST291T EH-C LED20/840 PSU-E NB WH	CHINA
			911401505821	ST291T EH-C LED20/840 PSU-E MB WH	CHINA
			911401505721	ST291T EH-C LED20/840 PSU-E WB WH	CHINA
			911401505621	ST291T EH-C LED30/830 PSU-E NB WH	CHINA
			911401505521	ST291T EH-C LED30/830 PSU-E MB WH	CHINA
			911401505421	ST291T EH-C LED30/830 PSU-E WB WH	CHINA
			911401505321	ST291T EH-C LED30/840 PSU-E NB WH	CHINA
			911401505221	ST291T EH-C LED30/840 PSU-E MB WH	CHINA
			911401505121	ST291T EH-C LED30/840 PSU-E WB WH	CHINA
			911401505021	ST291T EH-O LED10/830 PSU-E NB WH	CHINA
			911401504921	ST291T EH-O LED10/830 PSU-E MB WH	CHINA
			911401504821	ST291T EH-O LED10/830 PSU-E WB WH	CHINA
			911401504721	ST291T EH-O LED10/840 PSU-E NB WH	CHINA
			911401504621	ST291T EH-O LED20/830 PSU-E MB WH	CHINA
			911401504521	ST291T EH-O LED20/830 PSU-E WB WH	CHINA
			911401504421	ST291T EH-O LED20/830 PSU-E WB WH	CHINA



F. Sidiq

PRODUCT FAMILY	VALUE PROPOSITION	PRODUCT PHOTO	PHILIPS LINC	DESCRIPTION	COUNTRY OF ORIGIN
GreenPerform Highway II	<p>Features:</p> <ul style="list-style-type: none"> <li>System efficacy: 100lm/W, 1:1 replacement of 400/250W HPI</li> <li>CCT: 4000K, 6500K</li> <li>Comfortable light: CRI increase to 95 for all color temperature</li> <li>Optimal lighting effects: new light platform &amp; optical design reduce 20% glare</li> <li>Versatile applications: multiple mounting options (hook/pipe/ bracket)</li> <li>Advanced control interface: 0-10V / DALI dimming option integrated</li> <li>Robust &amp; Reliable: IP65 protection and 50K hours system life time</li> <li>Wider life expectancy: available in both Tempered Glass Cover and PC Cover</li> <li>Easy to hook: Equipped with 3H long power cord &amp; IP65 connector</li> </ul> <p>Lumen Output:</p> <p>BY689P: 160W ~ 10,000lm 9.3W ~ 5,000lm BY689P: 160W ~ 10,000lm 140W ~ 8,000lm BY687P: 210W ~ 24,000lm 210W ~ 20,000lm</p>		011401535911	BY689P LED90/NW PSU S-NB	CHINA
			011401536311	BY689P LED90/NW PSU S-WB	CHINA
			011401535811	BY689P LED90/CW PSU S-WB	CHINA
			011401536911	BY689P LED90/CW PSU S-NB	CHINA
			011401567311	BY689P LED100 L3000/NW PSU S-HRO	CHINA
			011401567811	BY689P LED100 L3000/NW PSU S-NB	CHINA
			011401567911	BY689P LED100 L3000/CW PSU S-HRO	CHINA
			011401568011	BY689P LED100 L3000/NW PSU S-WB	CHINA
			011401568111	BY689P LED100 L3000/CW PSU S-WB	CHINA
			011401570511	BY689P LED100 L3000/CW PSU S-WB PC	CHINA
			011401570611	BY689P LED100 L3000/CW PSU S-WB PC	CHINA
			011401570711	BY689P LED100 L3000/CW PSU S-HRO PC	CHINA
			011401570811	BY689P LED100 L3000/NW PSU S-WB PC	CHINA
			011401570911	BY689P LED100 L3000/NW PSU S-WB PC	CHINA
			011401571011	BY689P LED100 L3000/NW PSU S-HRO PC	CHINA
			011401584411	BY689P LED 140/CW PSR S-WB	CHINA
			011401535511	BY689P LED 140/NW PSR S-WB	CHINA
			011401535611	BY689P LED 140/CW PSR S-WB	CHINA
			011401535711	BY689P LED 140/CW PSR S-WB	CHINA
			011401535811	BY689P LED 140/NW PSR S-NB	CHINA
			011401536011	BY689P LED 140/CW PSR S-NB	CHINA
			011401536111	BY689P LED 140/NW PSR S-WB	CHINA
			011401536211	BY689P LED 140/NW PSR S-WB	CHINA
			011401536411	BY689P LED140/CW PSU S-WB	CHINA
			011401536511	BY689P LED140/CW PSU S-NB	CHINA
			011401536611	BY689P LED140/NW PSU S-WB	CHINA
			011401536711	BY689P LED140/NW PSU S-NB	CHINA
			011401567111	BY689P LED160 L3000/CW PSU S-WB	CHINA
			011401567211	BY689P LED160 L3000/CW PSU S-NB	CHINA
			011401567311	BY689P LED160 L3000/CW PSU S-HRO	CHINA
			011401567411	BY689P LED160 L3000/NW PSU S-WB	CHINA
			011401567511	BY689P LED160 L3000/NW PSU S-NB	CHINA





PRODUCT FAMILY	VALUE PROPOSITION	PRODUCT PHOTO	PHILIPS 12NC	DESCRIPTION	COUNTRY OF ORIGIN
			911401567611	BY688P LED160 L3000/NW PSU S-HRD	CHINA
			911401571111	BY688P LED160 L3000/CW PSU S-WB PC	CHINA
			911401571211	BY688P LED160 L3000/CW PSU S-NB PC	CHINA
			911401571311	BY688P LED160 L3000/CW PSU S-HRD PC	CHINA
			911401571411	BY688P LED160 L3000/NW PSU S-WB PC	CHINA
			911401571511	BY688P LED160 L3000/NW PSU S-NB PC	CHINA
			911401571611	BY688P LED160 L3000/NW PSU S-HRD PC	CHINA
			911401568611	BY687P LED200/CW PSR S-WB L3000	CHINA
			911401569211	BY687P LED200/NW PSR S-HRD L3000	CHINA
			911401569311	BY687P LED200/CW PSR S-NB L3000	CHINA
			911401569411	BY687P LED200/NW PSR S-NB L3000	CHINA
			911401569511	BY687P LED200/NW PSR S-WB L3000	CHINA
			911401569611	BY687P LED200/CW PSR S-HRD L3000	CHINA
			911401571911	BY687P LED200 L3000/CW PSR S-HRD PC	CHINA
			911401572011	BY687P LED200 L3000/NW PSR S-NB PC	CHINA
			911401572111	BY687P LED200 L3000/CW PSR S-NB PC	CHINA
			911401572211	BY687P LED200 L3000/NW PSR S-HRD PC	CHINA
			911401572711	BY687P LED200 L3000/CW PSR S-WB PC	CHINA
			911401572811	BY687P LED200 L3000/NW PSR S-WB PC	CHINA
			911401568511	BY687P LED240/CW PSR S-WB L3000	CHINA
			911401568711	BY687P LED240/NW PSR S-HRD L3000	CHINA
			911401568811	BY687P LED240/CW PSR S-NB L3000	CHINA
			911401568911	BY687P LED240/NW PSR S-WB L3000	CHINA
			911401569011	BY687P LED240/CW PSR S-HRD L3000	CHINA
			911401569111	BY687P LED240/NW PSR S-NB L3000	CHINA
			911401571711	BY687P LED240 L3000/NW PSR S-WB PC	CHINA
			911401571811	BY687P LED240 L3000/CW PSR S-WB PC	CHINA
			911401572111	BY687P LED240 L3000/NW PSR S-NB PC	CHINA
			911401572411	BY687P LED240 L3000/CW PSR S-HRD PC	CHINA
			911401572511	BY687P LED240 L3000/CW PSR S-NB PC	CHINA
			911401572611	BY687P LED240 L3000/NW PSR S-HRD PC	CHINA
			911401569411	BY617Z MB	CHINA
			911401578701	BY619Z MB	CHINA
			911401578801	BY618Z MB	CHINA
			911401565101	MOUNTING HOOK	CHINA



PRODUCT FAMILY	VALUE PROPOSITION	PRODUCT PHOTO	PHILIPS 1226C	DESCRIPTION	COUNTRY OF ORIGIN
GreenUp Highway - BY550	<p>GreenUp Highway BY550 is a high efficient and reliable LED highway for industrial high-ceiling facilities without humid and dusty requirement, designed for both new project and retrofit. This lighting system can deliver up to 88% energy savings with the integrated G2 Actinlume Wireless. It delivers point to point beam up to 400000lm and T5 6x54W highway with easy installation. There are three beam shapes to choose with good light quality CRI85 and UGR 17.</p> <p>Integrated with G2 Actinlume Wireless, GreenUp BY550 provide connected lighting with daylight, occupancy sensor, and ZigBee wireless communication, will increase your savings by upgrading to an intelligent system and delivering one-stop solution for your Factory, Warehouse, Distribution center, indoor sport hall, and other high ceiling indoor application.</p> <p>Lumen Output: 10000/ 15000/ 20000lm</p> <p>Power Consumption: 80W / 100/ 160W</p> <p>System Efficiency: 125lm/W</p> <p>Driver: LED Driver Integrated Flood/Hub</p> <p>Control: Actinlume Wireless DALI Gen2 (effective 1:10m)</p> <p>Lifetime: 70000hrs (life time extend to 100000hrs with average 30% dimming down)</p> <p>CW (6500K)/ NW (6000K)</p> <p>IP20, Class I</p> <p>body: steel ; cover: engineering plastic ; lens: optic PMMA</p> <p>Beam Angle: WB/ NB/ HRO</p>		91140152221	BY550P LED100/NW PSU HRO	CHINA
			91140152431	BY550P LED100/NW PSU NB	CHINA
			91140152411	BY550P LED100/NW PSU WB	CHINA
			91140152421	BY550P LED100/CW PSU HRO	CHINA
			91140152461	BY550P LED100/CW PSU NB	CHINA
			91140152451	BY550P LED100/CW PSU WB	CHINA
			91140152371	BY550P LED100/CW PSD HRO	CHINA
			91140152321	BY550P LED100/CW PSD NB	CHINA
			91140152351	BY550P LED100/CW PSD WB	CHINA
			91140152141	BY550P LED100/NW PSD HRO	CHINA
			91140152261	BY550P LED100/NW PSD NB	CHINA
			91140152251	BY550P LED100/NW PSD WB	CHINA
			91140152471	BY550P LED140/NW PSU HRO	CHINA
			91140152491	BY550P LED140/NW PSU NB	CHINA
			91140152481	BY550P LED140/NW PSU WB	CHINA
			91140152501	BY550P LED140/CW PSU HRO	CHINA
			91140152521	BY550P LED140/CW PSU NB	CHINA
			91140152511	BY550P LED140/CW PSU WB	CHINA
			91140152381	BY550P LED140/CW PSD HRO	CHINA
			91140152401	BY550P LED140/CW PSD NB	CHINA
			91140152391	BY550P LED140/CW PSD WB	CHINA
			91140152341	BY550P LED180/NW PSD HRO	CHINA
			91140152372	BY550P LED180/NW PSD NB	CHINA
			91140152361	BY550P LED180/NW PSD WB	CHINA
			91140152531	BY550P LED200/NW PSU HRO	CHINA
			91140152321	BY550P LED200/NW PSU NB	CHINA
			91140152541	BY550P LED200/NW PSU WB	CHINA
			91140152191	BY550P LED200/CW PSU HRO	CHINA
			91140152111	BY550P LED200/CW PSU NB	CHINA
			91140152201	BY550P LED200/CW PSU WB	CHINA
			91140152291	BY550P LED200/CW PSD HRO	CHINA
			91140152281	BY550P LED200/CW PSD NB	CHINA
			91140152301	BY550P LED200/CW PSD WB	CHINA
			91140152421	BY550P LED200/NW PSD HRO	CHINA
			91140152811	BY550P LED200/NW PSD NB	CHINA
			91140152821	BY550P LED200/NW PSD WB	CHINA




Handwritten signature and stamp in the bottom left corner.



PRODUCT FAMILY	VALUE PROPOSITION	PRODUCT PHOTO	PHILIPS LINC	DESCRIPTION	COUNTRY OF ORIGIN
			911401538321	BY550X LED100/CW ACW2 IS HRO	CHINA
			911401538221	BY550X LED100/CW ACW2 IS HB	CHINA
			911401538721	BY550X LED100/CW ACW2 IS WB	CHINA
			911401538621	BY550X LED100/NW ACW2 IS HRO	CHINA
			911401538421	BY550X LED100/NW ACW2 IS HB	CHINA
			911401538521	BY550X LED100/NW ACW2 IS WB	CHINA
			911401537921	BY550X LED140/CW ACW2 IS HRO	CHINA
			911401537021	BY550X LED140/CW ACW2 IS HB	CHINA
			911401537821	BY550X LED140/CW ACW2 IS WB	CHINA
			911401537721	BY550X LED140/NW ACW2 IS HRO	CHINA
			911401537021	BY550X LED140/NW ACW2 IS HB	CHINA
			911401538121	BY550X LED140/NW ACW2 IS WB	CHINA
			911401537621	BY550X LED200/CW ACW2 IS HRO	CHINA
			911401537421	BY550X LED200/CW ACW2 IS HB	CHINA
			911401537321	BY550X LED200/CW ACW2 IS WB	CHINA
			911401537121	BY550X LED200/NW ACW2 IS HRO	CHINA
			911401537221	BY550X LED200/NW ACW2 IS HB	CHINA
			911401536921	BY550X LED200/NW ACW2 IS WB	CHINA
SmartDay	<b>Features</b> - Energy efficient - Comfortable light with high color rendering index - Reliable and long lifetime - Versatile applications  BY268P LED 40: 80W - 3800lm BY268P LED 60: 80W - 4100lm BY268P LED 40: 80W - 3800lm  CCT: 3000K, 4000K, 6500K		911401537311	BY268P LED80/CW PSU	CHINA
			911401537711	BY268P LED80/NW PSU	CHINA
			911401537311	BY268P LED60/WW PSU	CHINA
			911401537421	BY268P LED60/WW PSU	CHINA
			911401537511	BY268P LED40/CW PSU	CHINA
			911401537611	BY268P LED40/NW PSU	CHINA
			911401537711	BY268P LED40/CW PSU	CHINA
			911401537811	BY268P LED40/NW PSU	CHINA
			911401537911	BY268P LED40/WW PSU	CHINA
	<b>Accessories</b>  Mounting Bracket, Hook, Chain, Pipe, Reflector		911401541611	BY268Z Hook	CHINA
			911401541711	BY268Z SM C	CHINA
			911401541811	BY268Z SM P	CHINA
			911401541911	BY269Z MB	CHINA
			911401542011	BY268Z MB	CHINA
			911401542111	BY269Z RE	CHINA
			911401542511	BY268Z BL	CHINA



Handwritten signature and date: 17/04/2024

PRODUCT FAMILY	VALUE PROPOSITION	PRODUCT PHOTO	PHILIPS 12NC	DESCRIPTION	COUNTRY OF ORIGIN
MINISOO GEN2	<p>Features:</p> <ul style="list-style-type: none"> <li>• Solid die-cast housing design ensures long fixture lifetime</li> <li>• Increases visibility and safety at night</li> <li>• Up to 60% energy savings compared to traditional high-intensity discharge tube solutions</li> <li>• Easy to install</li> <li>• Precision-control optics</li> <li>• Wide Range of option</li> <li>• Basic on and off - PSU</li> <li>• Basic Dimmable - PSR</li> <li>• Auxiliary Lamp version - PSU CUS 3</li> <li>• Intelligent Version - PSD ACD2 PS</li> <li>• Surface-mounted, Recessed, Side entry Pole mounted version</li> </ul> <p>Lumen Output: 100W - 1100W CCT: 4000K[Neutral White], 5000K[Cool White]</p>	  	911401579011	BBP500 LED110/CW PSU A-WB	CHINA
			911401560111	BBP500 LED110/CW PSU S-MB	CHINA
			911401580311	BBP500 LED110/CW PSU S-WB	CHINA
			911401583611	BBP500 LED110/NW PSU S-MB	CHINA
			911401583711	BBP500 LED110/NW PSU S-WB	CHINA
			911401583811	BBP500 LED110/NW PSU A-WB	CHINA
			911401579711	BBP500 LED110/CW PSU GUS 3 S-WB	CHINA
			911401579811	BBP500 LED110/CW PSU GUS 3 S-MB	CHINA
			911401579911	BBP500 LED110/CW PSU GUS 3 A-WB	CHINA
			911401583911	BBP500 LED110/NW PSU GUS 3 S-WB	CHINA
			911401584011	BBP500 LED110/NW PSU GUS 3 S-MB	CHINA
			911401584111	BBP500 LED110/NW PSU GUS 3 A-WB	CHINA
			911401580311	BCP500 LED110/NW PSU S-MB	CHINA
			911401580611	BCP500 LED110/CW PSU S-WB	CHINA
			911401581011	BCP500 LED110/CW PSU S-MB	CHINA
			911401581111	BCP500 LED110/CW PSU S-WB	CHINA
			911401581211	BCP500 LED110/NW PSU A-WB	CHINA
			911401581311	BCP500 LED110/CW PSU A-WB	CHINA
			911401581411	BCP500 LED110/CW PSU GUS 3 S-WB	CHINA
			911401581511	BCP500 LED110/NW PSU GUS 3 S-WB	CHINA
			911401581611	BCP500 LED110/CW PSU GUS 3 S-MB	CHINA
			911401581711	BCP500 LED110/CW PSU GUS 3 A-WB	CHINA
			911401582311	BCP500 LED110/NW PSU GUS 3 A-WB	CHINA
			911401582411	BCP500 LED110/NW PSU GUS 3 S-MB	CHINA
			911401580011	BBP500 LED110/CW PSU S-WB	CHINA
			911401580411	BBP500 LED110/CW PSU S-MB	CHINA
			911401580511	BBP500 LED110/CW PSU A-WB	CHINA
			911401582211	BBP500 LED110/NW PSU S-WB	CHINA
			911401584311	BBP500 LED110/NW PSU S-MB	CHINA
			911401584411	BBP500 LED110/NW PSU A-WB	CHINA
			911401583511	BBP500 LED110/NW PSU A-WB	CHINA




PRODUCT FAMILY	VALUE PROPOSITION	PRODUCT PHOTO	PHILIPS LINC	DESCRIPTION	COUNTRY OF ORIGIN
			911401583411	BGP500 LED110/CW PSU A-WB	CHINA
			911401581811	BGP500 LED110/CW PSR S-WB	CHINA
			911401581911	BGP500 LED110/CW PSR S-MB	CHINA
			911401582011	BGP500 LED110/CW PSR A-WB	CHINA
			911401582111	BGP500 LED110/CW PSR S-MB	CHINA
			911401582211	BGP500 LED110/CW PSR S-WB	CHINA
			911401582811	BGP500 LED110/CW PSR A-WB	CHINA
			911401580711	BGP500 LED110/CW PSU AC02 IS S-WB	CHINA
			911401580811	BGP500 LED110/CW PSU AC02 IS S-MB	CHINA
			911401580911	BGP500 LED110/CW PSU AC02 IS A-WB	CHINA
			911401583011	BGP500 LED110/CW PSU AC02 IS A-WB	CHINA
			911401583211	BGP500 LED110/CW PSU AC02 IS S-MB	CHINA
			911401583311	BGP500 LED110/CW PSU AC02 IS S-WB	CHINA
			911401582511	BGP500 LED110/CW PSU AC02 IS S-MB	CHINA
			911401582611	BGP500 LED110/CW PSU AC02 IS S-WB	CHINA
			911401582711	BGP500 LED110/CW PSU AC02 IS A-WB	CHINA
			911401582911	BGP500 LED110/CW PSU AC02 IS S-MB	CHINA
			911401583111	BGP500 LED110/CW PSU AC02 IS S-WB	CHINA
			911401583311	BGP500 LED110/CW PSU AC02 IS A-WB	CHINA
			VAYA FLOOD LP	<b>VAYA FLOOD LP RGB BCP411</b> - Die-cast aluminum housing & tempered glass - IP66 rating for outdoor use - Available with stands: 10°, 20°, 40°, 90° beams - Auto-ranging 100V to 240V 50 / 60Hz input - DMX-512 control - Lumen Output: 100lm / 4.7W - Lifetime: 50,000 hrs L80 at 70°C	
910503702868	BGP411 18W LED-HB/RGB 100-240V 20 CE COC	CHINA			
910503702870	BGP411 18W LED-HB/RGB 100-240V 40 CE COC	CHINA			
910503702872	BGP411 18W LED-HB/RGB 100-240V 10 UL	CHINA			
910503702873	BGP411 18W LED-HB/RGB 100-240V 20 UL	CHINA			
910503702874	BGP411 18W LED-HB/RGB 100-240V 40 UL	CHINA			










PRODUCT FAMILY	VALUE PROPOSITION	PRODUCT PHOTO	PHILIPS LINE	DESCRIPTION	COUNTRY OF ORIGIN
			910503703231	BCP412 18wLED-HB/2700 100-240 20 UL HMA	CHINA
			910503703232	BCP412 18wLED-HB/2700 100-240 90 UL HMA	CHINA
			910503703301	BCP412 18wLED-HB/5000 100-240 20 CE CQC	CHINA
			910503703362	BCP412 18wLED-HB/5000 100-240 20 CE CQC	CHINA
			910503703363	BCP412 18wLED-HB/5000 100-240 40 CE CQC	CHINA
			910503703365	BCP412 18wLED-HB/5000 100-240 10 UL	CHINA
			910503703366	BCP412 18wLED-HB/5000 100-240 30 UL	CHINA
			910503703367	BCP412 18wLED-HB/5000 100-240 40 UL	CHINA
			910503703368	BCP412 18wLED-HB/5000 100-240 90 UL HMA	CHINA
			910503703370	BCP412 18wLED-HB/5000 100-240 20 UL HMA	CHINA
			910503703371	BCP412 18wLED-HB/5000 100-240 40 UL HMA	CHINA
			910503704192	BCP412 18wLED-HB/3000 100-240 90 CE CQC	CHINA
			910503704193	BCP412 18wLED-HB/3000 100-240 90 UL	CHINA
			910503704194	BCP412 18wLED-HB/3000 100-240 90 UL HMA	CHINA
			910503704195	BCP412 18wLED-HB/4000 100-240 90 CE CQC	CHINA
			910503704196	BCP412 18wLED-HB/4000 100-240 90 UL	CHINA
			910503704197	BCP412 18wLED-HB/4000 100-240 90 UL HMA	CHINA
			910503704198	BCP412 18wLED-HB/2700 100-240 90 CE CQC	CHINA
			910503704199	BCP412 18wLED-HB/2700 100-240 90 UL	CHINA
			910503704200	BCP412 18wLED-HB/2700 100-240 90 UL HMA	CHINA
			910503704201	BCP412 18wLED-HB/5000 100-240 90 CE CQC	CHINA
			910503704202	BCP412 18wLED-HB/5000 100-240 90 UL	CHINA
			910503704203	BCP412 18wLED-HB/5000 100-240 90 UL	CHINA
			910503704204	BCP412 18wLED-HB/5000 100-240 90 UL HMA	CHINA



PRODUCT FAMILY	VALUE PROPOSITION	PRODUCT PHOTO	PHILIPS 12W	DESCRIPTION	COUNTRY OF ORIGIN
	<p><b>VAYA R.OCCO LP Mouse BCP413</b></p> <ul style="list-style-type: none"> <li>Die-cast aluminum housing &amp; tempered glass</li> <li>IP66 rating for outdoor use</li> <li>Available in (standard) Red, Green, Blue or Amber</li> <li>Available with standard 10°, 20°, 40°, 50° beam</li> <li>Auto-ranging 100V to 240V 50 / 60Hz input</li> <li>Control: On/Off, Not programmable</li> <li>Power (W): 45W, Lumen Output: 2025lm</li> <li>Lifetime: 50,000 hrs L80 at 25°C</li> </ul>		<p>910503702892</p> <p>910503702893</p> <p>910503702894</p> <p>910503702903</p> <p>910503702907</p> <p>910503702909</p> <p>910503702910</p> <p>910503702911</p> <p>910503702917</p> <p>910503702918</p> <p>910503702919</p> <p>910503702925</p> <p>910503702926</p> <p>910503702927</p> <p>910503702928</p> <p>910503702930</p> <p>910503702931</p> <p>910503702933</p> <p>910503702934</p> <p>910503702935</p> <p>910503702937</p> <p>910503702938</p> <p>910503702939</p> <p>910503702941</p> <p>910503702942</p> <p>910503702943</p> <p>910503702945</p> <p>910503702946</p> <p>910503702947</p> <p>910503702948</p> <p>910503702950</p> <p>910503702951</p> <p>910503702953</p> <p>910503702954</p> <p>910503702955</p>	<p>BCP413 18xLED-HB/RD 100-240 10 CE CQC</p> <p>BCP413 18xLED-HB/RD 100-240 20 CE CQC</p> <p>BCP413 18xLED-HB/RD 100-240 40 CE CQC</p> <p>BCP413 18xLED-HB/GN 100-240 10 CE CQC</p> <p>BCP413 18xLED-HB/GN 100-240 20 CE CQC</p> <p>BCP413 18xLED-HB/GN 100-240 40 CE CQC</p> <p>BCP413 18xLED-HB/RB 100-240 10 CE CQC</p> <p>BCP413 18xLED-HB/RB 100-240 20 CE CQC</p> <p>BCP413 18xLED-HB/RB 100-240 40 CE CQC</p> <p>BCP413 18xLED-HB/AM 100-240 10 CE CQC</p> <p>BCP413 18xLED-HB/AM 100-240 20 CE CQC</p> <p>BCP413 18xLED-HB/AM 100-240 40 CE CQC</p> <p>BCP413 18xLED-HB/RD 100-240 10 UL</p> <p>BCP413 18xLED-HB/RD 100-240 20 UL</p> <p>BCP413 18xLED-HB/RD 100-240 40 UL</p> <p>BCP413 18xLED-HB/RD 100-240 10 UL HMA</p> <p>BCP413 18xLED-HB/RD 100-240 20 UL HMA</p> <p>BCP413 18xLED-HB/RD 100-240 40 UL HMA</p> <p>BCP413 18xLED-HB/GN 100-240 10 UL</p> <p>BCP413 18xLED-HB/GN 100-240 20 UL</p> <p>BCP413 18xLED-HB/GN 100-240 40 UL</p> <p>BCP413 18xLED-HB/GN 100-240 10 UL HMA</p> <p>BCP413 18xLED-HB/GN 100-240 20 UL HMA</p> <p>BCP413 18xLED-HB/GN 100-240 40 UL HMA</p> <p>BCP413 18xLED-HB/BL 100-240 10 UL</p> <p>BCP413 18xLED-HB/BL 100-240 20 UL</p> <p>BCP413 18xLED-HB/BL 100-240 40 UL</p> <p>BCP413 18xLED-HB/BL 100-240 10 UL HMA</p> <p>BCP413 18xLED-HB/BL 100-240 20 UL HMA</p> <p>BCP413 18xLED-HB/BL 100-240 40 UL HMA</p> <p>BCP413 18xLED-HB/AM 100-240 10 UL HMA</p> <p>BCP413 18xLED-HB/AM 100-240 20 UL HMA</p> <p>BCP413 18xLED-HB/AM 100-240 40 UL HMA</p>	CHINA



PRODUCT FAMILY	VALUE PROPOSITION	PRODUCT PHOTO	PHILIPS ID#	DESCRIPTION	COUNTRY OF ORIGIN
VAYA FLOOD MP	<b>VAYA FLOOD MP RGB BCP414</b> <ul style="list-style-type: none"><li>- Die-cast aluminum housing &amp; tempered glass</li><li>- IP66 rating for outdoor use</li><li>- Available with standard 10°, 20° or 40° beams</li><li>- Auto-ranging 100V - 240V 50 / 60Hz input</li><li>- DMX-512 control</li><li>- Lumen Output: 1800lm - 72W</li><li>- Lifetime: 50,000 hrs L50 at 25°C</li></ul>		910503702876	BCP414 30W LED-HB/RGB 100-240V 10 CE CQC	CHINA
			910503702877	BCP414 30W LED-HB/RGB 100-240V 20 CE CQC	CHINA
			910503702878	BCP414 30W LED-HB/RGB 100-240V 40 CE CQC	CHINA
			910503702880	BCP414 30W LED-HB/RGB 100-240V 10 UL	CHINA
			910503702881	BCP414 30W LED-HB/RGB 100-240V 20 UL	CHINA
			910503702882	BCP414 30W LED-HB/RGB 100-240V 40 UL	CHINA
	<b>VAYA FLOOD MP White BCP415</b> <ul style="list-style-type: none"><li>- Die-cast aluminum housing &amp; tempered glass</li><li>- IP66 rating for outdoor use</li><li>- CCT: 3000K, 4000K</li><li>- Available with standard 10°, 20° or 40°, 80° beams</li><li>- Auto-ranging 100V - 240V 50 / 60Hz input</li><li>- Control: On/Off, 700m dimmable</li><li>- Lumen Output: 1600lm - 68W</li><li>- Lifetime: 50,000 hrs L50 at 25°C</li></ul>		910503703086	BCP415 30W LED-HB/3000 120-277 10 CE CQC	CHINA
			910503703087	BCP415 30W LED-HB/3000 120-277 20 CE CQC	CHINA
			910503703088	BCP415 30W LED-HB/3000 120-277 40 CE CQC	CHINA
			910503703094	BCP415 30W LED-HB/4000 120-277 10 CE CQC	CHINA
			910503703095	BCP415 30W LED-HB/4000 120-277 20 CE CQC	CHINA
			910503703096	BCP415 30W LED-HB/4000 120-277 40 CE CQC	CHINA
			910503703103	BCP415 30W LED-HB/5000 120-277 10 UL	CHINA
			910503703104	BCP415 30W LED-HB/5000 120-277 20 UL	CHINA
			910503703105	BCP415 30W LED-HB/5000 120-277 40 UL	CHINA
			910503703111	BCP415 30W LED-HB/4000 120-277 10 UL	CHINA
			910503703112	BCP415 30W LED-HB/6000 120-277 20 UL	CHINA
			910503703113	BCP415 30W LED-HB/4000 120-277 40 UL	CHINA
			910503703115	BCP415 30W LED-HB/2700 120-277 10 CE CQC	CHINA
			910503703116	BCP415 30W LED-HB/2700 120-277 20 CE CQC	CHINA
			910503703117	BCP415 30W LED-HB/2700 120-277 40 CE CQC	CHINA
			910503704113	BCP415 30W LED-HB/2700 120-277 10 UL	CHINA
			910503704114	BCP415 30W LED-HB/2700 120-277 20 UL	CHINA
			910503704115	BCP415 30W LED-HB/2700 120-277 40 UL	CHINA
			910503704117	BCP415 30W LED-HB/5000 120-277 10 CE CQC	CHINA
			910503704118	BCP415 30W LED-HB/5000 120-277 20 CE CQC	CHINA
910503704119	BCP415 30W LED-HB/5000 120-277 40 CE CQC	CHINA			
910503704121	BCP415 30W LED-HB/5000 120-277 10 UL	CHINA			
910503704122	BCP415 30W LED-HB/5000 120-277 20 UL	CHINA			




RECEIVED  
 11-06-2024  
 F. Selen

PRODUCT FAMILY	VALUE PROPOSITION	PRODUCT PHOTO	PHILIPS 12NC	DESCRIPTION	COUNTRY OF ORIGIN
			910503704123	BCP415 30WLED-HB/5000 120-277 40 UL	CHINA
			910503704205	BCP415 30WLED-HB/3000 120-277 90 CE CQC	CHINA
			910503704206	BCP415 30WLED-HB/5000 120-277 90 UL	CHINA
			910503704207	BCP415 30WLED-HB/4000 120-277 90 CE CQC	CHINA
			910503704208	BCP415 30WLED-HB/4000 120-277 90 UL	CHINA
			910503704209	BCP415 30WLED-HB/7700 120-277 90 CE CQC	CHINA
			910503704210	BCP415 30WLED-HB/4700 120-277 90 UL	CHINA
			910503704211	BCP415 30WLED-HB/5000 120-277 90 CE CQC	CHINA
			910503704212	BCP415 30WLED-HB/5000 120-277 90 UL	CHINA
			910503704362	BCP415 30WLED-HB/3000 100 10 PSE	CHINA
			910503704363	BCP415 30WLED-HB/3000 100 20 PSE	CHINA
			910503704364	BCP415 30WLED-HB/3000 100 40 PSE	CHINA
			910503704365	BCP415 30WLED-HB/4000 100 10 PSE	CHINA
			910503704366	BCP415 30WLED-HB/4000 100 20 PSE	CHINA
			910503704367	BCP415 30WLED-HB/4000 100 40 PSE	CHINA
			910503704368	BCP415 30WLED-HB/2700 100 10 PSE	CHINA
			910503704369	BCP415 30WLED-HB/2700 100 20 PSE	CHINA
			910503704370	BCP415 30WLED-HB/2700 100 40 PSE	CHINA
			910503704371	BCP415 30WLED-HB/5000 100 10 PSE	CHINA
			910503704372	BCP415 30WLED-HB/5000 100 20 PSE	CHINA
			910503704373	BCP415 30WLED-HB/5000 100 40 PSE	CHINA
			910503704374	BCP415 30WLED-HB/3000 100 90 PSE	CHINA
			910503704375	BCP415 30WLED-HB/4000 100 90 PSE	CHINA
			910503704376	BCP415 30WLED-HB/2700 100 90 PSE	CHINA
			910503704377	BCP415 30WLED-HB/5000 100 90 PSE	CHINA





Handwritten notes and signatures in the bottom left corner, including the name 'F. Stein'.



PRODUCT FAMILY	VALUE PROPOSITION	PRODUCT PHOTO	PHILIPS 12NC	DESCRIPTION	COUNTRY OF ORIGIN
	<b>VAYA FLOOD MP Mono BCP416</b> - Die-cast aluminum housing & tempered glass - IP66 rating for outdoor use - Available in standard Pack: Green, Blue or Amber - Available with standard 20', 40' beams - Auto-ranging 100V to 240V 50 / 60Hz input - Control: On/Off, Not dimmable - Power (W): 65W, Lumen Output: 3600lm - Lifetime: 50,000 hrs. L80 v. 25%		910503702957	BCP416 30xLED-HB/WD 220-240 10 CE CQC	CHINA
			910503702958	BCP416 30xLED-HB/RD 220-240 20 CE CQC	CHINA
			910503702959	BCP416 30xLED-HB/RD 220-240 40 CE CQC	CHINA
			910503702965	BCP416 30xLED-HB/GN 220-240 10 CE CQC	CHINA
			910503702966	BCP416 30xLED-HB/GN 220-240 20 CE CQC	CHINA
			910503702967	BCP416 30xLED-HB/GN 220-240 40 CE CQC	CHINA
			910503702971	BCP416 30xLED-HB/BL 220-240 10 CE CQC	CHINA
			910503702974	BCP416 30xLED-HB/BL 220-240 20 CE CQC	CHINA
			910503702975	BCP416 30xLED-HB/BL 220-240 40 CE CQC	CHINA
			910503702981	BCP416 30xLED-HB/AM 220-240 10 CE CQC	CHINA
			910503702982	BCP416 30xLED-HB/AM 220-240 20 CE CQC	CHINA
			910503702983	BCP416 30xLED-HB/AM 220-240 40 CE CQC	CHINA
			910503702989	BCP416 30xLED-HB/RD 120-277 10 UL	CHINA
			910503702990	BCP416 30xLED-HB/RD 120-277 20 UL	CHINA
			910503702991	BCP416 30xLED-HB/RD 120-277 40 UL	CHINA
			910503702997	BCP416 30xLED-HB/BL 120-277 10 UL	CHINA
			910503702998	BCP416 30xLED-HB/BL 120-277 20 UL	CHINA
			910503702999	BCP416 30xLED-HB/BL 120-277 40 UL	CHINA
			910503703006	BCP416 30xLED-HB/BL 120-277 10 UL	CHINA
			910503703007	BCP416 30xLED-HB/BL 120-277 20 UL	CHINA
			910503703008	BCP416 30xLED-HB/BL 120-277 40 UL	CHINA
			910503703011	BCP416 30xLED-HB/AM 120-277 10 UL	CHINA
			910903703015	BCP416 30xLED-HB/AM 120-277 20 UL	CHINA
			910903703016	BCP416 30xLED-HB/AM 120-277 40 UL	CHINA
			910503704548	BCP416 30xLED-HB/RED 100 10 PSE	CHINA
			910503704549	BCP416 30xLED-HB/RED 100 20 PSE	CHINA
			910503704550	BCP416 30xLED-HB/RED 100 40 PSE	CHINA
			910503704551	BCP416 30xLED-HB/GREEN 100 10 PSE	CHINA
			910503704552	BCP416 30xLED-HB/GREEN 100 20 PSE	CHINA
			910503704553	BCP416 30xLED-HB/GREEN 100 40 PSE	CHINA
			910503704554	BCP416 30xLED-HB/BLUE 100 10 PSE	CHINA
			910503704555	BCP416 30xLED-HB/BLUE 100 20 PSE	CHINA
			910503704556	BCP416 30xLED-HB/BLUE 100 40 PSE	CHINA
			910503704557	BCP416 30xLED-HB/AMBER 100 10 PSE	CHINA
			910503704558	BCP416 30xLED-HB/AMBER 100 20 PSE	CHINA
			910503704559	BCP416 30xLED-HB/AMBER 100 40 PSE	CHINA




PRODUCT FAMILY	VALUE PROPOSITION	PRODUCT PHOTO	PHILIPS 12NC	DESCRIPTION	COUNTRY OF ORIGIN
VAYA LINEAR LP	<b>VAYA LINEAR LP RGB BCP421</b> <ul style="list-style-type: none"> <li>Reliable, cost effective LED lighting fixture</li> <li>Slim outdoor rated housing</li> <li>Unified power &amp; data cable (4m)</li> <li>Available with 28"x 8" or 120" Beams</li> <li>Auto-ranging 100V-240V AC / 60Hz input</li> <li>DMX-512 control (RGB version)</li> <li>Material / Exterior - IP68</li> <li>50,000 hrs L50 at 25°C</li> <li>Length: 2feet, 4feet</li> </ul> Lumen Output: 2ft: 300lm, 14W 4ft: 600lm, 28W		910503704421	BCP421 120 RGB L610 CE	CHINA
			910503704422	BCP421 28x84 RGB L610 CE	CHINA
			910503704423	BCP421 120 RGB L1200 CE	CHINA
			910503704424	BCP421 28x84 RGB L1200 CE	CHINA
			910503704425	BCP421 120 RGB L610 UL	CHINA
			910503704426	BCP421 28x84 RGB L610 UL	CHINA
			910503704427	BCP421 120 RGB L1200 UL	CHINA
			910503704428	BCP421 28x84 RGB L1200 UL	CHINA
			910503704429	BCP421 120 RGB L610 CE CQC	CHINA
			910503704430	BCP421 28x84 RGB L610 CE CQC	CHINA
	<b>VAYA LINEAR LP WHITE BCP422</b> <ul style="list-style-type: none"> <li>Reliable, cost effective LED lighting fixture</li> <li>Slim outdoor rated housing</li> <li>Input &amp; Output connectors</li> <li>Available with 28"x 8" or 120" Beams</li> <li>Auto-ranging 100V-240V, 50 / 60Hz input</li> <li>Control: On/Off, Non-dimmable</li> <li>Available in 4 CCTs: 2700K, 3000K, 4000K, 5000K</li> <li>Interior / Exterior - IP56</li> <li>Length: 2feet, 4feet</li> </ul> Lumen Output: 2ft: 900lm, 10W 4ft: 1,200lm, 20W		910503704431	BCP421 120 RGB L1200 CE CQC	CHINA
			910503704432	BCP421 28x84 RGB L1200 CE CQC	CHINA
			910503704433	BCP422 120 3000 L610 CE	CHINA
			910503704434	BCP422 28x84 3000 L610 CE	CHINA
			910503704435	BCP422 120 3000 L1200 CE	CHINA
			910503704436	BCP422 28x84 3000 L1200 CE	CHINA
			910503704437	BCP422 120 4000 L610 CE	CHINA
			910503704438	BCP422 28x84 4000 L610 CE	CHINA
			910503704439	BCP422 120 4000 L1200 CE	CHINA
			910503704440	BCP422 28x84 4000 L1200 CE	CHINA
			910503704441	BCP422 120 3000 L610 UL	CHINA
			910503704442	BCP422 28x84 3000 L610 UL	CHINA
			910503704443	BCP422 120 3000 L1200 UL	CHINA
			910503704444	BCP422 28x84 3000 L1200 UL	CHINA
			910503704445	BCP422 120 4000 L610 UL	CHINA
			910503704446	BCP422 28x84 4000 L610 UL	CHINA
			910503704447	BCP422 120 4000 L1200 UL	CHINA
			910503704448	BCP422 28x84 4000 L1200 UL	CHINA
			910503704497	BCP422 120 3000 L610 CE CQC	CHINA
			910503704498	BCP422 28x84 3000 L610 CE CQC	CHINA



Handwritten text: "For client" and "COPY"




PRODUCT FAMILY	VALUE PROPOSITION	PRODUCT PHOTO	PHILIPS 12NC	DESCRIPTION	COUNTRY OF ORIGIN
			910503704499	BCP422 120 8000 L1200 CE CQC	CHINA
			910503704501	BCP422 28x84 3000 L1200 CE CQC	CHINA
			910503704502	BCP422 120 4000 1610 CE CQC	CHINA
			910503704503	BCP422 28x84 4000 1610 CE CQC	CHINA
			910503704504	BCP422 120 4000 L1200 CE CQC	CHINA
			910503704505	BCP422 28x84 4000 L1200 CE CQC	CHINA
			910503704457	BCP422 120 2700 1610 CE	CHINA
			910503704458	BCP422 28x84 2700 1610 CE	CHINA
			910503704459	BCP422 120 2700 L1200 CE	CHINA
			910503704460	BCP422 28x84 2700 L1200 CE	CHINA
			910503704461	BCP422 120 2700 1610 UL	CHINA
			910503704462	BCP422 28x84 2700 1610 UL	CHINA
			910503704463	BCP422 120 2700 L1200 VA	CHINA
			910503704464	BCP422 28x84 2700 L1200 UL	CHINA
			910503704465	BCP422 120 2700 1610 CE CQC	CHINA
			910503704466	BCP422 28x84 2700 1610 CE CQC	CHINA
			910503704467	BCP422 120 2700 L1200 CE CQC	CHINA
			910503704468	BCP422 28x84 2700 L1200 CE CQC	CHINA
			910503704518	BCP422 120 5000 1610 CE	CHINA
			910503704519	BCP422 28x84 5000 1610 CE	CHINA
			910503704520	BCP422 120 5000 L1200 CE	CHINA
			910503704521	BCP422 28x84 5000 L1200 CE	CHINA
			910503704522	BCP422 120 5000 1610 UL	CHINA
			910503704523	BCP422 28x84 5000 1610 UL	CHINA
			910503704524	BCP422 120 5000 L1200 UL	CHINA
			910503704525	BCP422 28x84 5000 L1200 UL	CHINA
			910503704577	BCP422 120 5000 1610 CE CQC	CHINA
			910503704478	BCP422 28x84 5000 1610 CE CQC	CHINA
			910503704479	BCP422 120 5000 L1200 CE CQC	CHINA
			910503704480	BCP422 28x84 5000 L1200 CE CQC	CHINA



CERTIFIED  
TRUE COPY

Handwritten signature or mark.





PRODUCT FAMILY	VALUE PROPOSITION	PRODUCT PHOTO	PHILIPS 12NC	DESCRIPTION	COUNTRY OF ORIGIN
			910503704506	BCP423 120 BL 1610 UL	CHINA
			910503704507	BCP423 28x84 BL 1610 UL	CHINA
			910503704508	BCP423 120 BL 11200 UL	CHINA
			910503704509	BCP423 28x84 BL 11200 UL	CHINA
			910503704510	BCP423 120 AM 1610 UL	CHINA
			910503704511	BCP423 28x84 AM 1610 UL	CHINA
			910503704512	BCP423 120 AM 11200 UL	CHINA
			910503704513	BCP423 28x84 AM 11200 UL	CHINA
			910503704514	BCP423 120 RD 1610 CE CQC	CHINA
			910503704515	BCP423 28x84 RD 1610 CE CQC	CHINA
			910503704516	BCP423 120 RD 11200 CE CQC	CHINA
			910503704517	BCP423 28x84 RD 11200 CE CQC	CHINA
			910503704518	BCP423 120 GN 1610 CE CQC	CHINA
			910503704519	BCP423 28x84 GN 1610 CE CQC	CHINA
			910503704520	BCP423 120 GN 11200 CE CQC	CHINA
			910503704521	BCP423 28x84 GN 11200 CE CQC	CHINA
			910503704522	BCP423 120 BL 1610 CE CQC	CHINA
			910503704523	BCP423 28x84 BL 1610 CE CQC	CHINA
			910503704524	BCP423 120 BL 11200 CE CQC	CHINA
			910503704525	BCP423 28x84 BL 11200 CE CQC	CHINA
			910503704526	BCP423 120 AM 1610 CE CQC	CHINA
			910503704527	BCP423 28x84 AM 1610 CE CQC	CHINA
			910503704528	BCP423 120 AM 11200 CE CQC	CHINA
			910503704529	BCP423 28x84 AM 11200 CE CQC	CHINA




CERTIFIED  
 TRUE COPY  
 2016

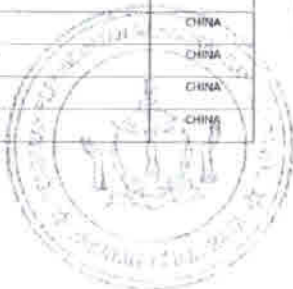



PRODUCT FAMILY	VALUE PROPOSITION	PRODUCT PHOTO	PHILIPS 12NC	DESCRIPTION	COUNTRY OF ORIGIN
VAYA LINEAR MP	<b>VAYA LINEAR MP RGB BCP424</b> <ul style="list-style-type: none"> <li>Reliable, cost-effective LED lighting fixture</li> <li>High power &amp; data connectors</li> <li>Available with 10°x50° or 50° Beams</li> <li>Auto-ranging 100V - 277V, 50 / 60Hz input</li> <li>Interior / Exterior - IP66</li> <li>Length: 1ft - 8feet</li> <li>Control: DMX-512 control, 4 channels per fixture</li> </ul> <p>Lumen Output: 1ft: 450lm - 17W 8ft: 1,800lm - 68W</p>		912400130056	BCP424 50 RGB L310 CE	CHINA
			912400130057	BCP424 10x50 RGB L310 CE	CHINA
			912400130058	BCP424 50 RGB L1210 CE	CHINA
			912400130059	BCP424 10x50 RGB L1710 CE	CHINA
			912400130090	BCP424 50 RGB L310 UL	CHINA
			912400130061	BCP424 10x50 RGB L310 UL	CHINA
			912400130062	BCP424 50 RGB L1210 UL	CHINA
			912400130063	BCP424 10x50 RGB L1210 UL	CHINA
			912400120064	BCP424 50 RGB L310 CE CQC	CHINA
			912400130065	BCP424 10x50 RGB L310 CE CQC	CHINA
			912400130066	BCP424 50 RGB L1710 CE CQC	CHINA
			912400130067	BCP424 10x50 RGB L1710 CE CQC	CHINA
			912400130117	BCP425 50 3000 L310 CE	CHINA
			912400130118	BCP425 10x50 3000 L310 CE	CHINA
			912400130119	BCP425 50 3000 L1210 CE	CHINA
			912400130120	BCP425 10x50 3000 L1210 CE	CHINA
			912400130121	BCP425 50 4000 L310 CE	CHINA
			912400130122	BCP425 10x50 4000 L310 CE	CHINA
			912400130123	BCP425 50 4000 L1210 CE	CHINA
			912400130124	BCP425 10x50 4000 L1210 CE	CHINA
			912400130125	BCP425 50 3000 L310 UL	CHINA
			912400130126	BCP425 10x50 3000 L310 UL	CHINA
			912400130127	BCP425 50 3000 L1210 UL	CHINA
			912400130128	BCP425 10x50 3000 L1210 UL	CHINA
			912400130129	BCP425 50 4000 L310 UL	CHINA
			912400130130	BCP425 10x50 4000 L310 UL	CHINA
			912400130131	BCP425 50 4000 L1210 UL	CHINA
			912400130132	BCP425 10x50 4000 L1210 UL	CHINA
			912400130133	BCP425 50 3000 L310 CE CQC	CHINA
			912400130134	BCP425 10x50 3000 L310 CE CQC	CHINA
			912400130135	BCP425 50 3000 L1210 CE CQC	CHINA



100%  
 TRUE COPY  
 100%


PRODUCT FAMILY	VALUE PROPOSITION	PRODUCT PHOTO	PHILIPS LINE	DESCRIPTION	COUNTRY OF ORIGIN
			912400130136	BCP425 10x30 3000 L1210 CE CQC	CHINA
			912400130137	BCP425 50 4000 L310 CE CQC	CHINA
			912400130138	BCP425 10x50 4000 L310 CE CQC	CHINA
			912400130139	BCP425 50 4000 L1210 CE CQC	CHINA
			912400130140	BCP425 10x50 4000 L1210 CE CQC	CHINA
			912400130141	BCP425 50 2700 L310 CE	CHINA
			912400130142	BCP425 10x50 2700 L310 CE	CHINA
			912400130143	BCP425 50 2700 L1210 CE	CHINA
			912400130144	BCP425 10x50 2700 L1210 CE	CHINA
			912400130145	BCP425 50 2700 L310 UL	CHINA
			912400130146	BCP425 10x50 2700 L310 UL	CHINA
			912400130147	BCP425 50 2700 L1210 UL	CHINA
			912400130148	BCP425 10x50 2700 L1210 UL	CHINA
			912400130149	BCP425 50 2700 L310 CE CQC	CHINA
			912400130150	BCP425 10x50 2700 L310 CE CQC	CHINA
			912400130151	BCP425 50 2700 L1210 CE CQC	CHINA
			912400130152	BCP425 10x50 2700 L1210 CE CQC	CHINA
			912400130153	BCP425 50 5000 L310 CE	CHINA
			912400130154	BCP425 10x50 5000 L310 CE	CHINA
			912400130155	BCP425 50 5000 L1210 CE	CHINA
			912400130156	BCP425 10x50 5000 L1210 CE	CHINA
			912400130157	BCP425 50 5000 L310 UL	CHINA
			912400130158	BCP425 10x50 5000 L310 UL	CHINA
			912400130159	BCP425 50 5000 L1210 UL	CHINA
			912400130160	BCP425 10x50 5000 L1210 UL	CHINA
			912400130161	BCP425 50 5000 L310 CE CQC	CHINA
			912400130162	BCP425 10x50 5000 L310 CE CQC	CHINA
			912400130163	BCP425 50 5000 L1210 CE CQC	CHINA
			912400130164	BCP425 10x50 5000 L1210 CE CQC	CHINA
			912400130165	BCP425 50 3000 L310 UL HMA	CHINA
			912400130166	BCP425 50 3000 L1210 UL HMA	CHINA
			912400130167	BCP425 50 4000 L310 UL HMA	CHINA
			912400130168	BCP425 50 4000 L1210 UL HMA	CHINA
			912400130169	BCP425 50 2700 L310 UL HMA	CHINA
			912400130170	BCP425 50 2700 L1210 UL HMA	CHINA
			912400130171	BCP425 50 5000 L310 UL HMA	CHINA
			912400130172	BCP425 50 5000 L1210 UL HMA	CHINA




Handwritten signature and date: 10/01/2021






PRODUCT FAMILY	VALUE PROPOSITION	PRODUCT PHOTO	PHILIPS 12NC	DESCRIPTION	COUNTRY OF ORIGIN
VAYA SPOT	VAYA SPOT 6		911401635402	BGP310 6xLED-HP/V/W 220-240V 12	CHINA
	Features: • High-quality high-power LEDs and integrated LED driver • Lifetime over 50,000 hours • Robust design - IP65 rating and P07708 impact resistance • Choice of beam angle - 12°, 34° and 36° • Available in warm white (3000 K), neutral white (4000 K), Blue, Amber, Green, Red and RGB versions		911401635502	BGP310 6xLED-HP/V/W 220-240V 24	CHINA
	Current Output: WW: 670lm NW: 763lm RGB: 265lm		911401635602	BGP310 6xLED-HP/V/W 220-240V 36	CHINA
			911401635702	BGP310 6xLED-HP/V/W 220-240V 12	CHINA
			911401635802	BGP310 6xLED-HP/V/W 220-240V 24	CHINA
			911401635902	BGP310 6xLED-HP/V/W 220-240V 36	CHINA
			911401636002	BGP310 6xLED-HP/AM 220-240V 12	CHINA
			911401636102	BGP310 6xLED-HP/AM 220-240V 24	CHINA
			911401636202	BGP310 6xLED-HP/AM 220-240V 36	CHINA
			911401636302	BGP310 6xLED-HP/RD 220-240V 12	CHINA
			911401636402	BGP310 6xLED-HP/RD 220-240V 24	CHINA
			911401637302	BGP310 6xLED-HP/BD 220-240V 36	CHINA
			911401636502	BGP310 6xLED-HP/GN 220-240V 12	CHINA
			911401636602	BGP310 6xLED-HP/GN 220-240V 24	CHINA
			911401636702	BGP310 6xLED-HP/GN 220-240V 36	CHINA
			911401636802	BGP310 6xLED-HP/BL 220-240V 12	CHINA
			911401637402	BGP310 6xLED-HP/BL 220-240V 24	CHINA
			911401636902	BGP310 6xLED-HP/BL 220-240V 36	CHINA
			911401637502	BGP310 6xLED-HP/RGB 220-240V 12	CHINA
			911401637002	BGP310 6xLED-HP/RGB 220-240V 24	CHINA
			911401637102	BGP310 6xLED-HP/RGB 220-240V 36	CHINA



UNCLASSIFIED  
TRUE COPY  
F. Khan






PRODUCT FAMILY	VALUE PROPOSITION	PRODUCT PHOTO	PHILIPS 12NC	DESCRIPTION	COUNTRY OF ORIGIN
	<p><b>VAYA SPOT 3</b></p> <p>Features:</p> <ul style="list-style-type: none"> <li>• High-quality high-power LEDs and integrated LED driver</li> <li>• Lifetime over 50,000 hours</li> <li>• Robust design - IP65 protection and RS278B impact resistance</li> <li>• Choice of beam angle - 12°, 24° and 36°</li> <li>• Available in warm white (3000 K), neutral white (4000 K) and RGB versions</li> </ul> <p>Lumen Output:</p> <ul style="list-style-type: none"> <li>WW: 320lm</li> <li>NW: 368lm</li> <li>RGB: 117lm</li> </ul>		<p>911401608102</p> <p>911401608202</p> <p>911401608302</p> <p>911401608402</p> <p>911401608502</p> <p>911401608602</p> <p>911401608702</p> <p>911401608802</p> <p>911401608902</p> <p>911401609002</p> <p>911401609102</p> <p>911401609202</p> <p>911401609302</p> <p>911401609402</p> <p>911401609502</p> <p>911401609602</p> <p>911401609702</p> <p>911401609802</p> <p>911401609902</p> <p>911401610002</p> <p>911401610102</p> <p>911401610202</p> <p>911401610302</p> <p>911401610402</p>	<p>BGP310 3xLED-HP/RGB 24V 12</p> <p>BGP310 3xLED-HP/RGB 24V 24</p> <p>BGP310 3xLED-HP/RGB 24V 36</p> <p>BGP311 3xLED-HP/RGB 24V 12</p> <p>BGP311 3xLED-HP/RGB 24V 24</p> <p>BGP311 3xLED-HP/RGB 24V 36</p> <p>BGP310 3xLED-HP/WW 220-240V 12</p> <p>BGP310 3xLED-HP/WW 220-240V 24</p> <p>BGP310 3xLED-HP/WW 220-240V 36</p> <p>BGP310 3xLED-HP/WW 220-240V 12</p> <p>BGP310 3xLED-HP/WW 220-240V 24</p> <p>BGP310 3xLED-HP/WW 220-240V 36</p> <p>BGP310 3xLED-HP/AM 220-240V 12</p> <p>BGP310 3xLED-HP/AM 220-240V 24</p> <p>BGP310 3xLED-HP/AM 220-240V 36</p> <p>BGP311 3xLED-HP/WW 220-240V 12</p> <p>BGP311 3xLED-HP/WW 220-240V 24</p> <p>BGP311 3xLED-HP/WW 220-240V 36</p> <p>BGP311 3xLED-HP/WW 220-240V 12</p> <p>BGP311 3xLED-HP/WW 220-240V 24</p> <p>BGP311 3xLED-HP/AM 220-240V 12</p> <p>BGP311 3xLED-HP/AM 220-240V 24</p> <p>BGP311 3xLED-HP/AM 220-240V 36</p>	CHINA



10.11.2023

F. S. S. S.






PRODUCT FAMILY	VALUE PROPOSITION	PRODUCT PHOTO	PHILIPS 12MC	DESCRIPTION	COUNTRY OF ORIGIN
	<b>VAYA SPOT 1</b>  <b>Features:</b> • High-quality high-power LEDs and integrated LED driver • Lifetime over 50,000 hours • Robust design – IP65 protection and IK07/C8 impact resistance • Choice of beam angle – 3.2°, 24° and 36° • Available in warm white (2700 K), neutral white (3000 K) and Ambie  <b>Lumen Output:</b> WW: 106lm NW: 126lm		911401606302	BGP310 1xLED-HP/WW 24V 12	CHINA
			911401606402	BGP310 1xLED-HP/WW 24V 24	CHINA
			911401606502	BGP310 1xLED-HP/WW 24V 36	CHINA
			911401606602	BGP310 1xLED-HP/NW 24V 12	CHINA
			911401606702	BGP310 1xLED-HP/NW 24V 24	CHINA
			911401606802	BGP310 1xLED-HP/NW 24V 36	CHINA
			911401606902	BGP310 1xLED-HP/AM 24V 12	CHINA
			911401607002	BGP310 1xLED-HP/AM 24V 24	CHINA
			911401607102	BGP310 1xLED-HP/AM 24V 36	CHINA
			911401607202	BGP311 1xLED-HP/WW 24V 12	CHINA
			911401607302	BGP311 1xLED-HP/WW 24V 24	CHINA
			911401607402	BGP311 1xLED-HP/WW 24V 36	CHINA
			911401607502	BGP311 1xLED-HP/NW 24V 12	CHINA
			911401607602	BGP311 1xLED-HP/NW 24V 24	CHINA
			911401607702	BGP311 1xLED-HP/NW 24V 36	CHINA
			911401607802	BGP311 1xLED-HP/AM 24V 12	CHINA
			911401607902	BGP311 1xLED-HP/AM 24V 24	CHINA
			911401608002	BGP311 1xLED-HP/AM 24V 36	CHINA
	<b>Accessories</b> Spike for Landscape Mounting		911401627002	ZGP311 SPK (Spike for Vaya Spot 1/2)	CHINA
			911401637202	ZGP311 SPK 50 (Spike for Vaya Spot 6)	CHINA
<b>VAYA UPLITE</b>	<b>Features:</b> • 3 Distribution angles – Narrow / Medium / Wide • 4 Color options – Warm white / Neutral white / Green / Ambie • Low system power at 15W • Compact design at an overall height of 110mm • Easy to install with AC power supply 220V ~ 240V 50/60Hz • IP67 & IK10 – High level of protection to meet harsh application conditions • 50,000 hours lifetime ensures reliability		911401604002	BBP330 9xLED-HP/WW 220-240V 60	CHINA
			911401603902	BBP330 9xLED-HP/NW 220-240V 24	CHINA
			911401603802	BBP330 9xLED-HP/WW 220-240V 12	CHINA
			911401603702	BBP330 9xLED-HP/NW 220-240V 12	CHINA
			911401603602	BBP330 9xLED-HP/WW 220-240V 24	CHINA
			911401603502	BBP330 9xLED-HP/NW 220-240V 12	CHINA
			911401604602	BBP330 9xLED-HP/AM 220-240V 60	CHINA
			911401604502	BBP330 9xLED-HP/AM 220-240V 24	CHINA
			911401604402	BBP330 9xLED-HP/AM 220-240V 12	CHINA
			911401604302	BBP330 9xLED-HP/AM 220-240V 60	CHINA
			911401604202	BBP330 9xLED-HP/AM 220-240V 24	CHINA
			911401604102	BBP330 9xLED-HP/AM 220-240V 12	CHINA

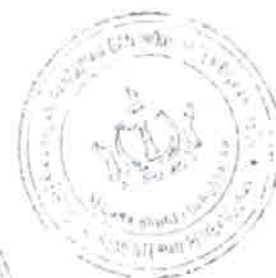


CERTIFIED TRUE COPY







F. 06

PRODUCT FAMILY	VALUE PROPOSITION	PRODUCT PHOTO	PHILIPS L2NC	DESCRIPTION	COUNTRY OF ORIGIN		
SMART LED LANDSCAPE	<b>SMART LED BA/CKET</b>  High quality LEDs and driver integrated ensure the system lifetime of over 25,000 hours @ L70 Ta = 95 °C • Robustly designed through stress process control to ensure the IP65 protection and IK08 impact resistant through lifetime • High reliability with robust design • Comes with a mounting box for easy installation		911401601802	BWS160 2LED NW PSU 220-240V 36 7043	CHINA		
			911401601802	BWS160 2LED NW PSU 220-240V 36 9006	CHINA		
			911401601502	BWS160 2LED NW PSU 220-240V 60 7043	CHINA		
			911401601602	BWS160 2LED NW PSU 220-240V 60 9006	CHINA		
			911401601702	BWS160 2LED WW PSU 220-240V 36 7043	CHINA		
			911401601802	BWS160 2LED WW PSU 220-240V 36 9006	CHINA		
			911401601902	BWS160 2LED WW PSU 220-240V 60 7043	CHINA		
			911401602002	BWS160 2LED WW PSU 220-240V 60 9006	CHINA		
			911401601702	BWS160 1LED NW PSU 220-240V 36 7043	CHINA		
			911401602802	BWS160 1LED NW PSU 220-240V 36 9006	CHINA		
			911401602902	BWS160 1LED NW PSU 220-240V 60 7043	CHINA		
			911401603002	BWS160 1LED NW PSU 220-240V 60 9006	CHINA		
			911401603102	BWS160 1LED WW PSU 220-240V 36 7043	CHINA		
			911401603202	BWS160 1LED WW PSU 220-240V 36 9006	CHINA		
			911401603302	BWS160 1LED WW PSU 220-240V 60 7043	CHINA		
			911401603402	BWS160 1LED WW PSU 220-240V 60 9006	CHINA		
			<b>SMART LED MARKER</b>  • High quality long lifetime LED light source and integrated electronic driver ensure a serviceable life of more than 25,000 hours • Proven IP67 protection and IK10 impact resistance • Comes with a mounting box for easy installation • Integrated driver makes installation simple		911401178780	BBG151 LED50/NW PSU 220-240V IP67	CHINA
					911401178680	BBG151 LED50/WW PSU 220-240V IP67	CHINA
					911401178180	BBG150 LED50/NW PSU 220-240V IP67	CHINA
					911401177980	BBG150 LED50/WW PSU 220-240V IP67	CHINA
911401723901	BBG152 LED50/WW PSU 220-240V IP67	CHINA					
911401723801	BBG152 LED50/NW PSU 220-240V IP67	CHINA					
<b>SMART LED POST TOP GEN2</b>  • High quality long lifetime LED light source and better light output uniformity • Lifetime maintenance more than 25,000 hours • Proven IP65 compliance for exceptional water resistance CCT: WW 3000K, NW 4000K  Lumen Output: BGP151 LED 2000: WW>1800lm, NW>1900lm, 30W BGP151 LED 3000: WW>2700lm, NW>2800lm, 42W		911401657002			BGP151 LED2000/NW PSU 220-240V 9006	CHINA	
		911401657002			BGP151 LED2000/WW PSU 220-240V 7043	CHINA	
		911401657102	BGP151 LED2000/WW PSU 220-240V 9006	CHINA			
		911401657202	BGP151 LED2000/WW PSU 220-240V 7043	CHINA			
		911401657302	BGP151 LED3000/WW PSU 220-240V 9006	CHINA			
		911401657602	BGP151 LED3000/WW PSU 220-240V 9006	CHINA			
		911401657702	BGP151 LED3000/WW PSU 220-240V 7043	CHINA			
		911401657802	BGP151 LED3000/WW PSU 220-240V 7043	CHINA			



CERTIFIED  
TRUE COPY








PRODUCT FAMILY	VALUE PROPOSITION	PRODUCT PHOTO	PHILIPS LINC	DESCRIPTION	COUNTRY OF ORIGIN
	<b>SMART LED WALL MOUNT</b> <ul style="list-style-type: none"> <li>High quality long lifetime LED light source and integrated electronic driver ensure a serviceable life of more than 25,000 hours</li> <li>Proven IP65 protection and 0.03% impact resistance</li> <li>The low power LEDs create a comfortable lighting effect with uniform light spread</li> <li>Complete with white opal diffuser for greater comfort, softer light and less glare</li> <li>Environmentally friendly LED solution with no hazardous substances (no mercury, no lead) used. And with no UV emissions, it attracts less attention from insects</li> </ul>	  	911401195580 911401195280 911401194880 911401178880 911401174201 911401174301 911401174401	BW5150 LED200/PWW PSU 220-240V 9006 BW5150 LED200/PWW PSU 220-240V 9006 BW5150 LED200/PWW PSU 220-240V 7043 BW5150 LED200/PWW PSU 220-240V 7043 BW5151 LED200/PWW PSU 220-240V 9006 BW5151 LED200/PWW PSU 220-240V 7043 BW5151 LED200/PWW PSU 220-240V 9006	CHINA CHINA CHINA CHINA CHINA CHINA CHINA
	<b>Smart LED Step Light</b> <ul style="list-style-type: none"> <li>High quality long lifetime LED light source and integrated electronic driver ensure a serviceable life of more than 25,000 hours</li> <li>Proven IP67 compliance for exceptional water resistance throughout its lifetime</li> </ul>		910403076602 910403020002 910403014801 910403014100	BW6150 LED50/PWW PSU 220-240V IP67 9006 BW6150 LED50/PWW PSU 220-240V IP67 9006 BW6150 LED50/PWW PSU 220-240V IP67 7043 BW6150 LED50/PWW PSU 220-240V IP67 7043	CHINA CHINA CHINA CHINA
	<b>Smart LED Bullard</b> <ul style="list-style-type: none"> <li>The low power LEDs create a comfortable lighting effect with uniform light spread</li> <li>Complete with white opal diffuser for greater comfort, softer light and less glare</li> <li>Environmentally friendly LED solution with no hazardous substances (no mercury, no lead) used. And with no UV emissions, it attracts less attention from insects</li> <li>Height: 500mm, 800mm</li> <li>CU: 3000K, 4000K</li> <li>Housing Color: Dark Grey Housing (RAL 7041), Light Grey Housing (RAL 9006)</li> </ul>		910403088802 910403088802 910403088202 910403081002 910403080002 910403029002 910403078802 910403077002	BCP151 LED150/PWW PSU 220-240V 9006 BCP151 LED150/PWW PSU 220-240V 9006 BCP151 LED150/PWW PSU 220-240V 7043 BCP151 LED150/PWW PSU 220-240V 7043 BCP150 LED150/PWW PSU 220-240V 9006 BCP150 LED150/PWW PSU 220-240V 9006 BCP150 LED150/PWW PSU 220-240V 7043 BCP150 LED150/PWW PSU 220-240V 7043	CHINA CHINA CHINA CHINA CHINA CHINA CHINA CHINA

CERTIFIED  
TRUE COPY

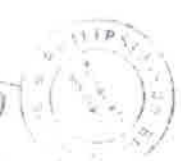
F. Shohin



PRODUCT FAMILY	VALUE PROPOSITION	PRODUCT PHOTO	PHILIPS L2NC	DESCRIPTION	COUNTRY OF ORIGIN
FLOW LANDSCAPE	Flow - Post Top  CCT: WW 3000K/WW 4000K IP65 Non-dimmable Lifetime: 50,000hrs Height: 62.8cm Optics: Symmetrical, Asymmetrical  Lumen Output: WW 2100lm - 37.5W WW 2500lm - 37.5W		911401690001	BDS760 LED25/WW PSU 220-240V 5 SI	CHINA
			911401692001	BDS760 LED25/WW PSU 220-240V A GR	CHINA
			911401690601	BDS760 LED25/WW PSU 220-240V A SI	CHINA
			911401690501	BDS760 LED25/WW PSU 220-240V 5 GR	CHINA
			911401690801	BDS760 LED25/WW PSU 220-240V A SI	CHINA
			911401690801	BDS760 LED25/WW PSU 220-240V A GR	CHINA
			911401692201	BDS760 LED25/WW PSU 220-240V 5 SI	CHINA
			911401692101	BDS760 LED25/WW PSU 220-240V 5 GR	CHINA
	Flow Wall Mount		911401688201	BWS760 LED1/WW PSU 220-240V SI	
			911401688101	BWS760 LED1/WW PSU 220-240V GR	
			911401687901	BWS760 LED1/WW PSU 220-240V SI	
			911401688001	BWS760 LED1/WW PSU 220-240V GR	
	Flow Marker		911401687001	BBP760 LED50/ WW PSU 220-240V	CHINA
			911401687101	BBP760 LED50/ WW PSU 220-240V	CHINA
	Flow Bollard		911401687501	BOP760 LED1/WW PSU 220-240V GR	CHINA
			911401687601	BOP760 LED1/WW PSU 220-240V SI	CHINA
			911401687701	BOP760 LED1/WW PSU 220-240V GR	CHINA
			911401687801	BOP760 LED1/WW PSU 220-240V SI	CHINA
			911401605302	BDS480 18xLED/WW PSU 220-240V	CHINA
CitySafe LED	Key features and benefits: - Unobtrusive design blends in with any environment - Energy saving with high efficacy and intelligent dimming function - Comfortable lighting performance and good night preservation - Advanced optical design and high lumen output can satisfy road lighting application		911401605402	BDS480 16xLED/WW PSU 220-240V	CHINA
			911401605102	BDS480 32xLED/WW PSU 220-240V	CHINA
			911401605002	BDS480 32xLED/WW PSU 220-240V	CHINA
			911401605202	BDS480 16xLED/WW PSU 220-240V	CHINA
			911401604902	BDS480 16xLED/WW PSU 220-240V	CHINA
			911401604802	BDS480 32xLED/WW PSU 220-240V	CHINA
			911401604702	BDS480 32xLED/WW PSU 220-240V	CHINA




CERTIFIED  
TRUE COPY



7.56m





PRODUCT FAMILY	VALUE PROPOSITION	PRODUCT PHOTO	PHILIPS 12NC	DESCRIPTION	COUNTRY OF ORIGIN
Unistrup LED	<p>Features:</p> <ul style="list-style-type: none"><li>• Outstanding performance with reliable quality</li><li>• Low investment cost</li><li>• Suitable for wide range of industrial wall washer lighting applications</li><li>• Reliable waterproof with protective vents</li><li>• Multiple LED color selection</li><li>• Various lens options</li></ul> <p>Lifetime: 50,000 hours (70 @ 25°C) Input Voltage: 240V Power Consumption: 21W - 110W / 52W - 2200lm Beam Angle: 15°x50°/18° 0966</p>		911401600841	BCP280 12xLED-HP/NW40 24V A	CHINA
			911401600821	BCP280 12xLED-HP/WW30 24V A	CHINA
			911401601181	BCP280 12xLED-HP/WW27 24V A	CHINA
			911401600781	BCP280 12xLED-HP/AM 24V A	CHINA
			911401600771	BCP280 12xLED-HP/BL 24V A	CHINA
			911401600751	BCP280 12xLED-HP/GN 24V A	CHINA
			911401600731	BCP280 12xLED-HP/BD 24V A	CHINA
			911401600711	BCP280 12xLED-HP/NW40 24V NB	CHINA
			911401600691	BCP280 12xLED-HP/WW20 24V NB	CHINA
			911401600681	BCP280 12xLED-HP/WW27 24V NB	CHINA
			911401611161	BCP280 12xLED-HP/AM 24V NB	CHINA
			911401611131	BCP280 12xLED-HP/BL 24V NB	CHINA
			911401611121	BCP280 12xLED-HP/GN 24V NB	CHINA
			911401600671	BCP280 12xLED-HP/BD 24V NB	CHINA
			911401600851	BCP280 24xLED-HP/NW40 24V A	CHINA
			911401600831	BCP280 24xLED-HP/WW30 24V A	CHINA
			911401600811	BCP280 24xLED-HP/WW27 24V A	CHINA
			911401600791	BCP280 24xLED-HP/AM 24V A	CHINA
			911401600502	BCP280 24xLED-HP/BL 24V A	CHINA
			911401600761	BCP280 24xLED-HP/GN 24V A	CHINA
			911401600741	BCP280 24xLED-HP/BD 24V A	CHINA
			911401600721	BCP280 24xLED-HP/NW40 24V NB	CHINA
			911401601174	BCP280 24xLED-HP/WW30 24V NB	CHINA
			911401601081	BCP280 24xLED-HP/WW27 24V NB	CHINA
			911401611171	BCP280 24xLED-HP/AM 24V NB	CHINA
			911401611151	BCP280 24xLED-HP/BL 24V NB	CHINA
			911401611141	BCP280 24xLED-HP/GN 24V NB	CHINA
			911401611111	BCP280 24xLED-HP/BD 24V NB	CHINA



CERTIFIED  
TRUE COPY

Fisher





PRODUCT FAMILY	VALUE PROPOSITION	PRODUCT PHOTO	PHILIPS 12NC	DESCRIPTION	COUNTRY OF ORIGIN
Uniflood LED	<p>Features:</p> <ul style="list-style-type: none"> <li>• Outstanding performance with reliable quality</li> <li>• Low investment cost</li> <li>• Suitable for wide range of architectural flood lighting applications</li> <li>• Reliable waterproof with protective lens</li> <li>• Multiple LED color selection</li> <li>• Various lens options</li> </ul> <p>Lifetime: 50,000 hours L70 @ 25°C</p> <p>Input Voltage: 240V</p> <p>Power Consumption: 42W - 220W</p> <p>Beam Angle: 18°/40°/50°</p> <p>IP66</p> <p>Light Colors: 2700K/3000K/4000K/5000K/6000K/7000K/8000K/9000K</p>		911401600494	BCP260 24xLED-HP/VW30 24V WB	CHINA
			911401600473	BCP260 24xLED-HP/VW30 24V WB	CHINA
			911401600481	BCP260 24xLED-HP/VW30 24V MB	CHINA
			911401600542	BCP260 24xLED-HP/VW27 24V WB	CHINA
			911401600513	BCP260 24xLED-HP/VW27 24V MB	CHINA
			911401600523	BCP260 24xLED-HP/VW27 24V NB	CHINA
			911401600463	BCP260 24xLED-HP/VW40 24V NB	CHINA
			911401600453	BCP260 24xLED-HP/VW40 24V MB	CHINA
			911401600443	BCP260 24xLED-HP/VW40 24V WB	CHINA
			911401600371	BCP260 24xLED-HP/AM 24V NB	CHINA
			911401600361	BCP260 24xLED-HP/AM 24V MB	CHINA
			911401600351	BCP260 24xLED-HP/AM 24V WB	CHINA
			911401600341	BCP260 24xLED-HP/RD 24V NB	CHINA
			911401600321	BCP260 24xLED-HP/RD 24V MB	CHINA
			911401600331	BCP260 24xLED-HP/RD 24V WB	CHINA
			911401600402	BCP260 24xLED-HP/GN 24V NB	CHINA
			911401600381	BCP260 24xLED-HP/GN 24V WB	CHINA
			911401600391	BCP260 24xLED-HP/GN 24V MB	CHINA
			911401600311	BCP260 24xLED-HP/BL 24V WB	CHINA
			911401600421	BCP260 24xLED-HP/BL 24V MB	CHINA
			911401600411	BCP260 24xLED-HP/BL 24V WB	CHINA
Tango LED Gen 2			911401603202	BVP281 LED40/NW 40W 220-240V SWB	CHINA
			911401603402	BVP281 LED80/NW 80W 220-240V SWB	CHINA
			9114016034202	BVP281 LED120/NW 120W 220-240V SWB	CHINA
			9114016034302	BVP281 LED40/NW 40W 220-240V AMB	CHINA
			9114016034402	BVP281 LED60/NW 60W 220-240V AMB	CHINA
			9114016034502	BVP281 LED120/NW 120W 220-240V AMB	CHINA
			9114016034602	BVP281 LED40/CW 40W 220-240V SWB	CHINA
			9114016034702	BVP281 LED80/CW 80W 220-240V SWB	CHINA
			9114016034802	BVP281 LED120/CW 120W 220-240V SWB	CHINA
			9114016034902	BVP281 LED40/CW 40W 220-240V AMB	CHINA
			9114016035002	BVP281 LED60/CW 60W 220-240V AMB	CHINA
			9114016035102	BVP281 LED120/CW 120W 220-240V AMB	CHINA

CERTIFIED  
TRUE COPY

Handwritten signature




PRODUCT FAMILY	VALUE PROPOSITION	PRODUCT PHOTO	PHILIPS L29C	DESCRIPTION	COUNTRY OF ORIGIN
Tango G2 LED Extension BVP282	<p>Tango G2 LED Extension is a general purpose LED flood lighting luminaire for various lighting applications, such as area lighting, lift board, facade, industry area, and other general applications. The Tango G2 LED Extension flood light incorporates LED light source, optical system, heat sink and driver into one compact housing. Its specially designed heat sink incorporates aesthetics and functionality ensures reliability and long lifetime.</p> <p>Features:</p> <ul style="list-style-type: none"> <li>Energy saving: system efficacy reaches 100lm/w, which gives more than 40% of energy saving when compared to conventional floodlight.</li> <li>Free from lamp replacement: lifetime reaches 50,000 hours at L70, which requires no lamp replacement after installation.</li> <li>Low maintenance cost: IP65 housing ensures low maintenance with no need for internal cleaning, resulting in a lower total cost of ownership.</li> <li>Flexibility on lighting application: Optical beam choice of symmetric wide, asymmetric wide and narrow beam fulfils majority needs of lighting application.</li> <li>Good reliability: Powdered non-corrosive die-cast aluminium housing, passed 1,000hrs salt spray test with import anticorrosive coating and steel bracket gives extra strength when the luminaire is installed in a rough environment.</li> <li>Easy installation and maintenance: Universal "U" shape mounting bracket.</li> <li>Dual 10KV surge protector device can protect both LED driver &amp; LED module.</li> <li>CCT: 6500K ± 500K / 4000K ± 500K / 3000K ± 500K.</li> </ul>		911401666002	BVP282 LED160/W/W 160W 220-240V AWB	CHINA
			911401666003	BVP282 LED200/W/W 200W 220-240V AWB	CHINA
			911401666004	BVP282 LED160/C/W 160W 220-240V AMB	CHINA
			911401666005	BVP282 LED200/C/W 200W 220-240V AMB	CHINA
			911401666502	BVP282 LED151/W/W 160W 220-240V AWB	CHINA
			911401666402	BVP282 LED189/W/W 200W 220-240V AMB	CHINA
			911401666302	BVP282 LED160/W/W 160W 220-240V SWB	CHINA
			911401666202	BVP282 LED200/W/W 200W 220-240V SWB	CHINA
			911401666102	BVP282 LED160/C/W 160W 220-240V SWB	CHINA
			911401666002	BVP282 LED200/C/W 200W 220-240V SWB	CHINA
Tango G2 LED HP BVP283	<p>Tango G2 LED HP is not only a general purpose LED flood lighting luminaire for various lighting applications, such as area lighting, lift board, facade, industry area, and other general applications, but also can be specially used for some very particular applications such as Harbor, Port and Airport. The Tango G2 LED HP flood light incorporates LED light source, optical system, heat sink and driver into one compact housing. Its specially designed heat sink incorporates aesthetics and functionality ensures reliability and long lifetime.</p> <p>BVP283: 210W, 245W, 280W, 315W, 355W</p> <p>LED Driver: Constant current at 700mA</p> <p>System Lumen Output: 21,000lm, 24,500lm, 28,000lm, 31,500lm, 35,000lm</p> <p>CCT: 5700K ± 500K / 4000K ± 500K / 3000K ± 500K</p> <p>Optics: A, W, S, WB, NB</p> <p>Lifetime: 50,000 hours (70% lumen maintenance @ Ta = 35°C)</p>		911401671402	BVP283 LED210/W/W 210W 220-240V AWB	CHINA
			911401671302	BVP283 LED245/W/W 245W 220-240V AWB	CHINA
			911401671202	BVP283 LED280/W/W 280W 220-240V AWB	CHINA
			911401671102	BVP283 LED315/W/W 315W 220-240V AWB	CHINA
			911401671002	BVP283 LED355/W/W 355W 220-240V AWB	CHINA
			911401670902	BVP283 LED210/C/W 210W 220-240V AWB	CHINA
			911401670802	BVP283 LED245/C/W 245W 220-240V AWB	CHINA
			911401670702	BVP283 LED280/C/W 280W 220-240V AWB	CHINA
			911401670602	BVP283 LED315/C/W 315W 220-240V AWB	CHINA
			911401670502	BVP283 LED355/C/W 355W 220-240V AWB	CHINA
			911401670402	BVP283 LED192/W/W 210W 220-240V SWB	CHINA
			911401670302	BVP283 LED224/W/W 245W 220-240V AWB	CHINA
			911401670202	BVP283 LED256/W/W 280W 220-240V AWB	CHINA
			911401670102	BVP283 LED288/W/W 315W 220-240V AWB	CHINA
			911401670002	BVP283 LED304/W/W 315W 220-240V AWB	CHINA
			911401669902	BVP283 LED210/W/W 210W 220-240V SWB	CHINA

CERTIFIED  
TRUE COPY

F. Stokem






PRODUCT FAMILY	VALUE PROPOSITION	PRODUCT PHOTO	PHILIPS L2AC	DESCRIPTION	COUNTRY OF ORIGIN
		 <ul style="list-style-type: none"> <li>• 25W</li> <li>• 20W</li> <li>• 18W</li> <li>• 15W</li> <li>• 12W</li> </ul>	911401669802	BVP283 LED245/WW 245W 220-240V SWB	CHINA
			911401669702	BVP283 LED280/WW 280W 220-240V SWB	CHINA
			911401669602	BVP283 LED315/WW 315W 220-240V SWB	CHINA
			911401669502	BVP283 LED355/WW 355W 220-240V SWB	CHINA
			911401669402	BVP283 LED210/CW 210W 220-240V SWB	CHINA
			911401669302	BVP283 LED245/CW 245W 220-240V SWB	CHINA
			911401669202	BVP283 LED280/CW 280W 220-240V SWB	CHINA
			911401669102	BVP283 LED315/CW 315W 220-240V SWB	CHINA
			911401669002	BVP283 LED355/CW 355W 220-240V SWB	CHINA
			911401668902	BVP283 LED192/WW 192W 220-240V SWB	CHINA
			911401668802	BVP283 LED256/WW 256W 220-240V SWB	CHINA
			911401668702	BVP283 LED224/WW 224W 220-240V SWB	CHINA
			911401668602	BVP283 LED288/WW 288W 220-240V SWB	CHINA
			911401668502	BVP283 LED304/WW 304W 220-240V SWB	CHINA
			911401668402	BVP283 LED236/WW 236W 220-240V NB	CHINA
			911401668302	BVP283 LED245/WW 245W 220-240V NB	CHINA
			911401668202	BVP283 LED280/WW 280W 220-240V NB	CHINA
			911401668102	BVP283 LED315/WW 315W 220-240V NB	CHINA
			911401668002	BVP283 LED335/WW 335W 220-240V NB	CHINA
			911401667902	BVP283 LED210/CW 210W 220-240V NB	CHINA
			911401667802	BVP283 LED285/CW 285W 220-240V NB	CHINA
			911401667702	BVP283 LED380/CW 380W 220-240V NB	CHINA
			911401667602	BVP283 LED315/CW 315W 220-240V NB	CHINA
			911401667502	BVP283 LED335/CW 335W 220-240V NB	CHINA
			911401667402	BVP283 LED192/WW 192W 220-240V NB	CHINA
			911401667302	BVP283 LED224/WW 224W 220-240V NB	CHINA
			911401667202	BVP283 LED256/WW 256W 220-240V NB	CHINA
			911401667102	BVP283 LED288/WW 288W 220-240V NB	CHINA
			911401667002	BVP283 LED304/WW 304W 220-240V NB	CHINA

CERTIFIED  
TRUE COPY



7/10



PRODUCT FAMILY	VALUE PROPOSITION	PRODUCT PHOTO	PHILIPS LINE	DESCRIPTION	COUNTRY OF ORIGIN
BWP350	<b>Features:</b> - Lifetime: 50,000 hours (70% lumen maintenance @ Ta = 35°C) - 10KV Surge Protection - CCT: 4000K - Power Consumption: 120W, 140W, 155W, 175W, 195W, 210W, 225W, 240W, 260W, 275W, 290W, 305W Controls: Standalone dimming program DALI & 1-10V dimming interface Input Voltages: 220-240V 50/60Hz		911401632902	BWP350 LED122/70W 120W 220-240V SNE-V	CHINA
			911401633002	BWP350 LED139/70W 140W 220-240V SNE-V	CHINA
			911401633102	BWP350 LED157/70W 155W 220-240V SNE-V	CHINA
			911401633202	BWP350 LED174/70W 175W 220-240V SNE-V	CHINA
			911401633302	BWP350 LED192/70W 195W 220-240V SNE-V	CHINA
			911401633402	BWP350 LED209/70W 210W 220-240V SNE-V	CHINA
			911401633502	BWP350 LED226/70W 225W 220-240V SNE-V	CHINA
			911401633602	BWP350 LED243/70W 240W 220-240V SNE-V	CHINA
			911401633702	BWP350 LED260/70W 260W 220-240V SNE-V	CHINA
			911401633802	BWP350 LED277/70W 275W 220-240V SNE-V	CHINA
			911401633902	BWP350 LED294/70W 290W 220-240V SNE-V	CHINA
			911401634002	BWP350 LED311/70W 305W 220-240V SNE-V	CHINA
BWP351	<b>Features:</b> - Solid die-cast housing design ensures long fixture lifetime - Excellent thermal management ensures cooling system lifetime - World class, approved quality components (LEDs / Driver / etc.) - Up to 50% energy savings with full color balance to tunnel lighting safety standards - 10KV surge protection device ensures robust electrical system		911401632602	BWP351 LED68/70W 70W 220-240V SNE-H	CHINA
			911401632502	BWP351 LED51/70W 55W 220-240V SNE-H	CHINA
			911401632702	BWP351 LED84/70W 90W 220-240V SNE-H	CHINA
CONTEMPO	<b>Features:</b> Contemporary aesthetics which blend in smoothly Rugged pressure die-cast aluminum housing, with corrosion-resistant powder coating Integral energy saving copper ballast, electronic semi-parallell ignitor and capacitor Custom-designed peened anodized reflector for efficient symmetric and asymmetric optics Rugged toughened glass cover, for easy operation Ergonomic installation and maintenance mechanisms		910401648180	RVP250 MHN-TD70W IC 220V-50Hz 5 SP	CHINA
			910401648280	RVP250 MHN-TD150W IC 220V-50Hz 5 SP	CHINA
			910401948180	RVP250 SON-T150W IC 220V-50Hz 5 SP	CHINA
			910401948180	RVP250 MHN-TD70W IC 220V-50Hz 4 SP	CHINA
			910401648580	RVP250 MHN-TD150W IC 220V-50Hz 4 SP	CHINA
			910401648680	RVP250 SON-T150W IC 220V-50Hz 4 SP	CHINA
			910401649580	RVP250 SON-T70W IC 220V-50Hz 5 SP	CHINA
			911401042580	RVP250 MHN-TD70W IC 220V-50Hz 5 SP	CHINA
			911401043380	RVP250 MHN-TD70W IC 220V-50Hz 5 SP	CHINA
			911401043180	RVP250 MHN-TD150W IC 230V-50Hz 5 SP	CHINA
			911401043580	RVP250 SON-T70W IC 230V-50Hz 5 SP	CHINA



CERTIFIED  
TRUE COPY


Handwritten signature



PRODUCT FAMILY	VALUE PROPOSITION	PRODUCT PHOTO	PHILIPS 12NC	DESCRIPTION	COUNTRY OF ORIGIN
			911401043680	RVP250 MHN-TD150W IC 220V-50Hz S SP	CHINA
			911401043780	RVP250 SON-T150W IC 230V-50Hz S SP	CHINA
			911401043880	RVP250 MHN-TD70W IC 230V-50Hz A SP	CHINA
			911401043980	RVP250 MHN-TD150W IC 230V-50Hz A SP	CHINA
			911401044080	RVP250 SON-T70W IC 230V-50Hz A SP	CHINA
			911401044180	RVP250 SON-T150W IC 230V-50Hz A SP	CHINA
			911401044780	RVP250 SON-T70W IC 220V-50Hz S SP	CHINA
			911401045180	RVP250 MHN-TD70W K IC 240V S SP MY	CHINA
			911401045280	RVP250 MHN-TD150W K IC 240V S SP MY	CHINA
			911401045380	RVP250 SON-T70W K IC 240V S SP MY	CHINA
			911401045480	RVP250 SON-T150W K IC 240V S SP MY	CHINA
			911401045580	RVP250 MHN-TD70W K IC 240V A SP MY	CHINA
			911401045680	RVP250 MHN-TD150W K IC 240V A SP MY	CHINA
			911401045780	RVP250 SON-T70W K IC 240V A SP MY	CHINA
			911401045880	RVP250 SON-T150W IC 220V-50Hz S SP	CHINA
			911401045980	RVP250 SON-T150W K IC 240V A SP MY	CHINA
			911401046880	RVP250 MHN-TD70W IC 220V-50Hz S SP	CHINA
			911401046980	RVP250 MHN-TD70W IC 220V-50Hz A SP	CHINA
			911401047080	RVP250 MHN-TD150W IC 220V-60Hz S SP	CHINA
			911401047180	RVP250 SON-T70W IC 220V-60Hz S SP	CHINA
			911401047280	RVP250 SON-T150W IC 220V-60Hz S SP	CHINA
			911401047380	RVP250 MHN-TD70W IC 220V-60Hz A SP	CHINA
			911401047480	RVP250 MHN-TD150W IC 220V-60Hz A SP	CHINA
			911401047580	RVP250 SON-T70W IC 220V-60Hz A SP	CHINA
			911401047680	RVP250 SON-T150W IC 220V-60Hz A SP	CHINA
			911401048080	RVP250 MHN-TD150W IC 220V-50Hz A SP	CHINA
			911401048680	RVP250 MHN-TD70W 220V-60Hz S	CHINA
			911401048780	RVP250 MHN-TD150W 220V-60Hz S	CHINA
			911401048880	RVP250 SON-T70W 220V-60Hz S	CHINA
			911401048980	RVP250 SON-T150W 220V-60Hz S	CHINA
			911401049080	RVP250 MHN-TD70W 220V-60Hz A	CHINA
			911401049180	RVP250 SON-T70W IC 220V-50Hz A SP	CHINA
			911401049280	RVP250 MHN-TD150W 220V-60Hz A	CHINA
			911401049380	RVP250 SON-T70W 220V-60Hz A	CHINA
			911401049480	RVP250 SON-T150W 220V-60Hz A	CHINA
			911401050280	RVP250 SON-T150W IC 220V-50Hz A SP	CHINA

CERTIFIED  
TRUE COPY



PRODUCT FAMILY	VALUE PROPOSITION	PRODUCT PHOTO	PHILIPS LINC	DESCRIPTION	COUNTRY OF ORIGIN
ARENA VISION MVF403	<p><b>Features:</b></p> <ul style="list-style-type: none"> <li>Suitable lamp types</li> <li>• MHN-LA 1000 W</li> <li>• MHN-SA 1800 W RGD</li> <li>• MHN-SA 2000 W RGD</li> </ul> <p><b>Luminaire features:</b></p> <ul style="list-style-type: none"> <li>• Together with the unique, patented solution is the new MHN-SA 2000 W lamp guarantees highest system efficiency possible, low glare and best ever lighting levels possible on the field</li> <li>• Built-in reflector minimizes spill light and glare</li> <li>• Rear opening access for easy lamp replacement</li> <li>• 360/415 V versions equipped as standard w/ series ignitor and terminal block, in an aluminium housing on the bracket</li> <li>• 220/240 V versions equipped with aluminium installation box. Semi-parallel ignitor installed on a separate geartray</li> <li>• Wire mesh to prevent large pieces of falling debris</li> <li>• Safety switch, to be connected to 230 V mains, to cut off current when luminaire is opened</li> <li>• Hot re-start versions available for all lamp versions, ensuring immediate restoration of lighting after power supply failure</li> <li>• Uplighting versions available in 270/240 V MHN-LA 1000 W and MHN-SA 1800 W for architectural lighting</li> </ul>		911401635401	MVF403 C MHN-SA2000W 380-415V A2 SI	CHINA
			911401635501	MVF403 C MHN-SA2000W 380-415V A3 SI	CHINA
			911401635601	MVF403 C MHN-SA2000W 380-415V A4 SI	CHINA
			911401635701	MVF403 C MHN-SA2000W 380-415V A5 SI	CHINA
			911401635801	MVF403 C MHN-SA2000W 380-415V A6 SI	CHINA
			911401635901	MVF403 C MHN-SA2000W 380-415V A7 SI	CHINA
			911401639001	MVF403 C MHN-SA2000W 380-415V A1 SI	CHINA
			911401634701	2VF350 MHN-SA2000W 380V	CHINA
			911401100000	MVF403 C LxMHN-LA1000W 220-240V A1 UP	CHINA
			911401055380	MVF403 C LxMHN-LA1000W 220-240V A2 UP	CHINA
			911401050780	MVF403 C LxMHN-LA1000W 220-240V A3 UP	CHINA
			911401055180	MVF403 C LxMHN-LA1000W 220-240V A4 UP	CHINA
			911401050880	MVF403 C LxMHN-LA1000W 220-240V A5 UP	CHINA
			911401050880	MVF403 C LxMHN-LA1000W 220-240V A6 UP	CHINA
			911401054780	MVF403 C LxMHN-LA1000W 220-240V A7 UP	CHINA
			911401054780	MVF403 C LxMHN-LA1000W 220-240V A2	CHINA
			911401054880	MVF403 C LxMHN-LA1000W 220-240V A3	CHINA
			911401054880	MVF403 C LxMHN-LA1000W 220-240V A4	CHINA
			911401055080	MVF403 C LxMHN-LA1000W 220-240V A5	CHINA
			911401055180	MVF403 C LxMHN-LA1000W 220-240V A6	CHINA
			911401055280	MVF403 C LxMHN-LA1000W 220-240V A7	CHINA






CERTIFIED  
TRUE COPY



F. S. S. S.





PRODUCT FAMILY	VALUE PROPOSITION	PRODUCT PHOTO	PHILIPS L2NC	DESCRIPTION	COUNTRY OF ORIGIN
Aurora SPP202	<p>High-pressure die-cast aluminium housing is designed to last</p> <p>High 8° the whole luminaire is rated IP65</p> <p>High purity aluminium CT-PCT Aurora reflector</p> <p>Lamp replacement from above in an ergonomic position</p> <p>Fitted with SON-T lamps from 70W to 250W</p> <p>Toughened curved glass cover</p> <p>Lateral entry installation suited on mast arms of 40mm to 60mm</p> <p><b>Light Source:</b> 1 x SON-T / E27 / 70 W 1 x SON-T / 540 / 100, 150, 250 W</p> <p><b>Gear:</b> Electro magnetic (low loss), 220-240 V / 50-60 Hz</p> <p>Inductive, parallel compensated (IC)</p> <p><b>Materials:</b> Non-corrosive, high-pressure die-cast aluminium housing and up-joint</p> <p>High-purity aluminium reflector, toughened and clear curved glass bowl / Silicone rubber gasket</p> <p>All external fixings is in stainless steel</p> <p>Ceramic E-HV27 lamp holder</p> <p><b>Installation:</b> Suitable for lateral mounting on mast arms of 40 mm to 60 mm.</p> <p><b>Certification:</b></p> <p>IP65</p> <p>Class I</p> <p>Complies with IEC 60598-1</p>	 	910403366680	SPP202 SON-T70W 220V-50Hz GB M	CHINA
			910403366680	SPP202 SON-T70W 220V-50Hz GB WH	CHINA
			910403366680	SPP202 SON-T100W 220V-50Hz GB SI	CHINA
			910403367080	SPP202 SON-T100W 220V-50Hz GB BL	CHINA
			910403367180	SPP202 SON-T100W 220V-50Hz GB WH	CHINA
			910403367280	SPP202 SON-T150W 220V-50Hz GB SI	CHINA
			910403367380	SPP202 SON-T150W 220V-50Hz GB BL	CHINA
			910403367480	SPP202 SON-T150W 220V-50Hz GB WH	CHINA
			910403367580	SPP202 SON-T250W 220V-50Hz GB SI	CHINA
			910403367680	SPP202 SON-T250W 220V-50Hz GB BL	CHINA
			910403367780	SPP202 SON-T250W 220V-50Hz GB WH	CHINA
			910403368080	SPP202 SON-T100W 220V-60Hz GB SI	CHINA
			910403368180	SPP202 SON-T150W 220V-60Hz GB SI	CHINA
			910403368280	SPP202 SON-T250W 220V-60Hz GB SI	CHINA
			910403368380	SPP202 SON-T70W 230V-50Hz GB SI	CHINA
			910403368580	SPP202 SON-T100W 230V-50Hz GB SI	CHINA
			910403368680	SPP202 SON-T150W 230V-50Hz GB SI	CHINA
			910403368780	SPP202 SON-T250W 230V-50Hz GB SI	CHINA
			910403368880	SPP202 SON-T70W 240V-50Hz GB SI	CHINA
			910403368980	SPP202 SON-T100W 240V-50Hz GB SI	CHINA
			910403369080	SPP202 SON-T150W 240V-50Hz GB SI	CHINA
			910403369180	SPP202 SON-T250W 240V-50Hz GB SI	CHINA
			910403630141	SPP202 SON-T70W 220V-50Hz GB RAL7040	CHINA
			910403630142	SPP202 SON-T150W 220V-50Hz GB RAL7040	CHINA
			910403630143	SPP202 SON-T250W 220V-50Hz GB RAL7040	CHINA
			910403630144	SPP202 SON-T70W 230V-50Hz GB RAL7040	CHINA
			910403630145	SPP202 SON-T150W 230V-50Hz GB RAL7040	CHINA
			910403630146	SPP202 SON-T250W 230V-50Hz GB RAL7040	CHINA
			910403630147	SPP202 SON-T70W 240V-50Hz GB RAL7040	CHINA
			910403630148	SPP202 SON-T150W 240V-50Hz GB RAL7040	CHINA
			910403630149	SPP202 SON-T250W 240V-50Hz GB RAL7040	CHINA
			910403630480	SPP202 SON-T70W 220V-60Hz GB SI	CHINA



PRODUCT FAMILY	VALUE PROPOSITION	PRODUCT PHOTO	PHILIPS 12NC	DESCRIPTION	COUNTRY OF ORIGIN
Essential TLED	<ul style="list-style-type: none"> <li>- R20 / 1600lm</li> <li>- 9W/18W</li> <li>- 80-88lm/W</li> <li>- 20k hrs lifetime</li> <li>- instant fit EM</li> </ul>		929001128008	ESSENTIAL LEDtube 600mm 9W/18W TB AP 1	CHINA
			929001128108	ESSENTIAL LEDtube 600mm 9W/18W TB AP 1	CHINA
			929001128208	ESSENTIAL LEDtube 200mm 18W/36W TB AP 1	CHINA
			929001128308	ESSENTIAL LEDtube 1200mm 18W/36W TB AP 1	CHINA
Master TLED Standard	<ul style="list-style-type: none"> <li>- 1600 / 2100lm</li> <li>- 100-110lm/W</li> <li>- 50k hrs lifetime</li> <li>- instant fit EM</li> <li>- Designed for higher ambient temperatures (closed luminaires)</li> <li>- Dedicated wide voltage 120-277V version</li> </ul>		929001119408	MAS LEDtube STD 1200mm 14.5W/30 TB 1 W	CHINA
			929001119508	MAS LEDtube STD 1200mm 14.5W/30 TB 1 W	CHINA
			929001119608	MAS LEDtube STD 1200mm 14.5W/30 TB 1	CHINA
			929001119708	MAS LEDtube STD 1200mm 14.5W/30 TB 1	CHINA
			92900226308	MAS LEDtube STD 1200mm 20W/36 TB 1 (2100lm)	CHINA
			92900226408	MAS LEDtube STD 1200mm 20W/36 TB 1 (2100lm)	CHINA
			92900226508	MAS LEDtube STD 1200mm 20W/36 TB 1 (2100lm)	CHINA
			92900226608	MAS LEDtube STD 600mm 10W/18 TB 1 (1050lm)	CHINA
			92900226708	MAS LEDtube STD 600mm 10W/18 TB 1 (1050lm)	CHINA
			92900226808	MAS LEDtube STD 600mm 10W/18 TB 1 (1050lm)	CHINA
			92900226908	MAS LEDtube STD 600mm 10W/18 TB 1 (1050lm)	CHINA
			92900227008	MAS LEDtube STD 600mm 10W/18 TB 1 (1050lm)	CHINA
			92900227108	MAS LEDtube STD 600mm 10W/18 TB 1 (1050lm)	CHINA



CERTIFIED  
TRUE COPY

F. Storian






PRODUCT FAMILY	VALUE PROPOSITION	PRODUCT PHOTO	PHILIPS 12NC	DESCRIPTION	COUNTRY OF ORIGIN
SecureVision Kinet	<p>Light source: BRP371 up to 48W BRP372 up to 80W BRP373 up to 140W</p> <p>Power requirement: 220-240V 50/60Hz</p> <p>Power factor: &gt; 0.95 (nominal pos. &lt; 0)</p> <p>LED driver &amp; driving current: Constant current or programmable driver options 100mA – 1000mA</p> <p>System lumen output: Up to 31,100 lm</p> <p>CRI: 90 ± 5</p> <p>Color temperature: 5700K ± 500K / 6500K ± 500K / 8000K ± 500K</p> <p>Optics: DMR, DME, DMS, DMP, DMW, DR</p> <p><b>Materials and finishing</b></p> <p>Housing: Die-cast aluminum</p> <p>Gasket: Heat resistant silicone</p> <p>Glass: Tempered glass</p> <p>Gray Paint RA17D40</p> <p>Lifetime: 50,000 hours (70% lumen maintenance @ Ta = 35°C)</p> <p>Working Temperature Range: - 30°C &lt; Ta &lt; 50°C</p> <p>Installation: Ø43-60mm pole, surface</p> <p><b>Dimensions (LxWxH)</b></p> <p>BRP371: 422 x 318 x 136mm</p> <p>BRP372: 522 x 318 x 136mm</p> <p>BRP373: 853 x 318 x 136mm</p> <p><b>Weight:</b> BRP371: 6.5kg; BRP372: 8.8kg; BRP373: 14kg</p> <p><b>Windage area:</b> BRP371: 0.134m<sup>2</sup>; BRP372: 0.166m<sup>2</sup>; BRP373: 0.271m<sup>2</sup></p> <p><b>Recommended mounting height: 12 m</b></p> <p><b>Classifications:</b> IP65, IK08, Class I, Ta = 45°C</p> <p><b>Surge protection:</b> 10kV</p> <p><b>Controls:</b></p> <p>Standard dimming program</p> <p>Tele-managed CityTouch, 0-10V dimmer and daylight compensation</p> <p><b>Maintenance:</b></p> <p>Tool-less opening of gear compartment</p> <p>Tool-less gear tray replacement</p> <p><b>Certifications:</b> CE, ENEC, A-S, LMA</p> <p><b>Warranty:</b> 5 years</p>		911401658202	BRP371 LED87/NW 10W 220-240V DME	CHINA
			911401658302	BRP371 LED70/NW 70W 220-240V DME	
			911401658402	BRP371 LED53/NW 55W 220-240V DME	
			911401658502	BRP371 LED104/NW 105W 220-240V DME	
			911401658602	BRP372 LED157/NW 155W 220-240V DME	
			911401658702	BRP372 LED122/NW 120W 220-240V DME	
			911401658802	BRP372 LED135/NW 140W 220-240V DME	
			911401658902	BRP373 LED114/NW 175W 220-240V DME	
			911401659002	BRP373 LED276/NW 225W 220-240V DME	
			911401659102	BRP373 LED192/NW 195W 220-240V DME	
			911401659202	BRP373 LED209/NW 210W 220-240V DME	
			911401659302	BRP373 LED260/NW 260W 220-240V DME	
			911402653402	BRP373 LED243/NW 210W 220-240V DME	
			911401650502	BRP373 LED277/NW 275W 220-240V DME	
			911401659602	BRP373 LED294/NW 290W 220-240V DME	
			911401659702	BRP373 LED311/NW 305W 220-240V DME	



CERTIFIED  
TRUE COPY

F. H. H. H.




PRODUCT FAMILY	VALUE PROPOSITION	PRODUCT PHOTO	PHILIPS LINE	DESCRIPTION	COUNTRY OF ORIGIN
GreenMotion Mini	<p>Light source: Up to 32xLED</p> <p>Power requirement: 220-240V 50/60Hz</p> <p>Power factor: &gt;0.90 (nominal power)</p> <p>LED driver &amp; driving current: Constant current: 1 programmable driver options: 100mA - 700mA</p> <p>System lumen output: Up to 6,800 lumen</p> <p>CRI: 70 &amp; 90</p> <p>Color temperature: 5700K ± 500K / 4000K ± 500K / 3000K ± 500K</p> <p>Optics: DNE, DME, DWE, DWV, DWP</p> <p><b>Materials and finishing</b></p> <p>Housing: Die-cast aluminum</p> <p>Gasket: Heat resistant silicone rubber</p> <p>Glass: Tempered glass</p> <p>Gray Paint RAL7040</p> <p>Lifetime: ~ 50,000 hours (70% lumen maintenance @ T<sub>a</sub> = 35°C)</p> <p>Installation: 6 - 60mm pole, side entry</p> <p>Dimensions (LxWxH): 360 x 303 x 140 mm</p> <p>Weight: 4.5kg</p> <p>Vandage area: 0.108m<sup>2</sup></p> <p>Recommended mounting height: &lt; 10 m</p> <p>Certifications: IP65, IK08, Class I, Ta = 45°C</p> <p>Surge protection: 10kV</p> <p>Controls:</p> <p>Standard (dimming) program</p> <p>Tele-managed StarSense and Amilight compatible</p> <p>Maintenance:</p> <p>Tool-less opening of gear compartment</p> <p>Certifications: CE, CQC</p> <p>Warranty: 5 years</p>		911401631502	BRP330 LED25/NW 28W 220-240V DME	CHINA
			911401631602	BRP330 LED34/NW 37W 220-240V DME	
			911401631702	BRP330 LED51/NW 55W 220-240V DME	
			911401631802	BRP330 LED66/NW 70W 220-240V DME	
			911401631902	BRP330 LED23/NW 20W 220-240V DME	
			911401632002	BRP330 LED31/NW 37W 220-240V DME	
			911401632102	BRP330 LED47/NW 55W 220-240V DME	
			911401632202	BRP330 LED62/NW 70W 220-240V DME	




CERTIFIED  
TRUE COPY

Estevan




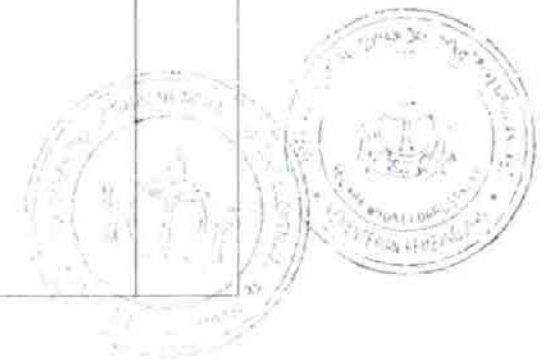
PRODUCT FAMILY	VALUE PROPOSITION	PRODUCT PHOTO	PHILIPS 12NC	DESCRIPTION	COUNTRY OF ORIGIN
COLORRISCH POWERCORE gen2	<p>ColorRich Powercore gen2 combines all the benefits of LED-based lighting and control in an elegant form factor specifically designed for large scale installation, such as staircases, canopies, bridges, piers, public monuments, and theme attractions. With tons of light output and projection never before achieved in an LED lighting fixture, ColorRich Powercore gen2 offers entirely new possibilities in exterior illumination.</p> <p>Beam Angle: 5° primary optic (no spread lens) 5° / 12° / 25° / 40° / 65° / 90° / 120° (spread lenses available) 0.517 (full unit, no spread lens)</p> <p>LED Channels: Red / Green / Blue</p> <p>Mixing Distance: 50 ft (15.2 m) to uniform light</p> <p>Lumen Maintenance: 100,000 hours L70 @ 25° C 100,000 hours L70 @ 50° C</p> <p>Input Voltage: 100 - 277 VAC, auto switching 50 / 60 Hz</p> <p>Power Consumption: 275 W maximum at full output, standby mode</p> <p>Control: Interface Data Enable Pro (DMX / Ethernet)</p> <p>Control System: Philips Color Kinetics full range of controllers, including Light System Manager, Player 3, and ColorDial Pro, to the 3-party controllers</p> <p>Dimensions: (Height x Width x Depth) 20.5 x 20.8 x 8.8 in / 514 x 734 x 122 mm</p> <p>Weight: 75 lb (34 kg)</p> <p>Effective Projected Area: (DMX) 0.42 m<sup>2</sup></p> <p>Housing: Die cast aluminum, powder-coated / IP-66</p> <p>Lens: Tempered glass</p> <p>Flux-to-Connections: Integral male / female waterproof connector 6 ft (1.8 m) unfixed power / data cable</p> <p>Temperature Ranges:</p> <p>40° - 122° F (40° - 50° C) Operating</p> <p>4° - 122° F (-20° - 50° C) Storage</p> <p>45° - 176° F (40° - 80° C) Storage</p> <p>Humidity: 0 - 95%, non-condensing</p> <p>Certification: UL / cUL, FCC, Class A, CE, PSE</p> <p>Environment: Dry / Damp / Wet Use / Use, IP66</p>		810503703934	DCF770 #GB 100-240V	USA



CERTIFIED  
TRUE COPY


E. S. S. S.

PRODUCT FAMILY	VALUE PROPOSITION	PRODUCT PHOTO	PHILIPS 12NC	DESCRIPTION	COUNTRY OF ORIGIN
W REACH POWERCORE GEN2	<p>W Reach Powercore GEN2 is the totally new white light system of our flagship, high performance exterior architectural lighting. It is the widest range of white light in color temperatures ranging from a warm 2700 K to a cool 6500 K.</p> <p>W Reach Powercore GEN2 combines all the benefits of LED based lighting in an elegant fixture specifically designed for skyscrapers, casinos, high retail centers, bridges, parks, public monuments, and themed attractions.</p> <p>With significantly more output than any other competitive fixture and unprecedented light projection, this powerful fixture represents the next generation in exterior illumination.</p> <p>Special beam from each fixture head to support different combinations. One can spread light on the floor, half on half on a wall facade with light in every level, and a different lens to project light hundreds of feet up the building's side. Powercore technology quietly, efficiently, and accurately controls power output to fixtures directly from line voltage.</p> <p>The Philips ColorMatch Data Controller provides line voltage with control data and delivers three sets of a single standard wire, permanently simplifying wiring labor and lowering total system cost. Channels of warm, neutral, and cool white LEDs produce tunable outputs ranging from 2700 K to 6500 K, offering the greatest possible light economy at all temperatures. It also brightness can be varied while maintaining constant temperature. Adjustable spread lenses of 1°, 1.5°, 3.5°, 40°, 63°, and an asymmetric 5° x 17° support a multitude of applications, including spotlighting, wall grazing, and asymmetric wall washing.</p> <p>Rugged, slim profile mounting brackets allow precise positioning and fixture rotation through a 360°. Shock locking bolts reliably secure fixture with minimal wrench. Accepts a universal power input range of 105 - 277 VAC, allowing long life operation and consistent installation in any location around the world. Each Data Controller can control multiple fixtures for illuminating even the largest exterior facades and structures.</p>		010509703935	002772 2700-6500 100-240V	



CERTIFIED  
TRUE COPY

Eschen


PRODUCT FAMILY	VALUE PROPOSITION	PRODUCT PHOTO	PHILIPS LINC	DESCRIPTION	COUNTRY OF ORIGIN
eW REACH POWERCORE GEN2	<p>eW Reach Powercore gen2 is a long throw exterior LED floodlight with solid white light.</p> <p>Integrates Powercore technology — Powercore technology rapidly, efficiently, and accurately controls power output to fixture, highly from line voltage.</p> <ul style="list-style-type: none"> <li>• Dimming control via DMX — Fixture smoothly and accurately from 0% to 100% with Philips Color Kinetics lighting controllers, including iPlayer 3, and third-party controllers.</li> <li>• Versatile optics — 5" rotate beam angle and exchangeable spread lenses of 8", 14", 25°, 40°, 60° and an asymmetric 17° support a variety of photometric distributions for a multitude of applications, including wall grazing and asymmetric wall washing. Brel and gasket are included with spread lenses for easy user installation.</li> <li>• Unique spill design — Spread lenses over each half of the fixture to support diffuser combinations. For instance, you can use one flood lens on the fixture's lower half to bathe a large facade with light at street level, and different spread lens to project light hundreds of feet up the building's walls.</li> <li>• Simple fixture positioning — Recessed, slim-profile mounting bracket allows simple positioning and fixture rotation through a full 360°. Six locking bolts reliably secure fixture with a standard wrench.</li> <li>• Universal power input range — eW Reach Powercore gen2 accepts a power input range of 100-277 VAC (US) or 100-240 VAC (15-17, 40-48 Hz), consistent installation in any location around the world.</li> </ul>		910503703936	DCP771 2700 100-240V	USA
			910503703944	DCP771 3000 100-240V	
			910503703945	DCP771 3500 100-240V	
			910503703947	DCP771 4000 100-240V	
			910503703938	DCP771 5500 100-240V	
			910503703939	DCP771 6500 100-240V	



VERIFIED  
TRUE COPY

F. Shewhan




PRODUCT FAMILY	VALUE PROPOSITION	PRODUCT PHOTO	PHILIPS 12 NC	DESCRIPTION	COUNTRY OF ORIGIN
COLORREACH COMPACT POWERCORE, UPGRADE	<p>ColorReach Compact Powercore combines all the benefits of LED-based lighting and control in a compact fixture specifically designed for large scale installations, such as commercial streetscapes, casinos, bridges, piers, public monuments, and themed attractions. With levels of light output and projection never before achieved in a compact LED lighting fixture, ColorReach Compact Powercore delivers brilliant, energy-efficient output at a reasonable price, opening up new possibilities for exterior illumination. Custom configurations with custom channels of white or color LED sources are also available to support special applications. Powercore technology rapidly, efficiently, and accurately controls power output so fixtures directly from line voltage. Philips Data Escalier Pro merges line voltage and control data and projects them to fixtures over a single standard cable, dramatically simplifying installation and lowering total system cost. Exchangeable spread lenses of 8°, 18°, 23°, 40°, 63°, and as close as 110.5° x 17° support a variety of photometric distributions for a multitude of applications, including spotlighting, wall grazing, and asymmetric wall washing. Bezel and gasket are included with spread lenses for easy user installation. High-performance LEDs offer rich saturated color at significantly less cost for installation, operation, and maintenance than traditional light sources. Rugged, slim-profile mounting bracket allows simple positioning and fixture rotation through a full 360°. Side-loading bolts reliably secure fixture with a standard 3/8 inch (9.5 mm) power input range — Access to universal power input range, allowing convenient installation in any location around the world. Works seamlessly with the complete Philips Color Kinetics line of controllers, including Light System Manager, iPlayer 3, and ColorDial Pro, as well as third-party controllers.</p>		910508704176	OCF403 RGS 100-240V CE	MAKROO




CERTIFIED  
TRUE COPY

F. Skoia

PRODUCT FAMILY	VALUE PROPOSITION	PRODUCT PHOTO	PHILIPS L2NC	DESCRIPTION	COUNTRY OF ORIGIN
1W REACH COMPACT POWERCORE, UPGRADE	<p>1W Reach Compact Powercore combines all the benefits of LED-based lighting and control in a compact fixture specifically designed for large-scale installations, such as skyscrapers, canyons, bridges, piers, public monuments, and themed attractions.</p> <p>1W Reach Compact Powercore contains channels of warm, neutral, and cool LED sources to offer high-quality variable white light in color temperatures ranging from 2700 K – 6500 K. 1W Reach Compact Powercore delivers intense, energy-efficient output at a reasonable price, opening up new possibilities for exterior illumination. Channels of warm, neutral, and cool white LEDs produce temperatures ranging from 2700 K to 6500 K, offering the greatest possible light intensity at all temperatures. Fixture brightness can be varied while maintaining constant temperature.</p> <p>Dynalite, a proprietary timing optimization process developed by Philips Color Kinetics, guarantees consistency of hue across LEDs, diodes, and manufacturing runs. Exchangeable spread lenses of 5°, 13°, 23°, 40°, 65°, and an asymmetrical 5° x 13° support a variety of photometric distributions for a multitude of applications, including spotlighting, wall grazing, and asymmetric wall washing. Bezel and gasket ship with spread lenses for easy user installation.</p> <p>Significantly less cost to install, operate, and maintain than traditional light sources. Rugged, slim profile mounting bracket allows simple positioning and fixture rotation through a full 360°. Side locking bolts reliably secure fixture with a standard wrench. Accepts a universal power input range of 100 – 240 VAC, allowing consistent installation anywhere in the world.</p>		910509704181	DCPD01 2700-6500 100-240V CE	MEXICO

CERTIFIED  
TRUE COPY

F. 560 200

PRODUCT FAMILY	VALUE PROPOSITION	PRODUCT PHOTO	PHILIPS 12NC	DESCRIPTION	COUNTRY OF ORIGIN
eW REACH COMPACT POWERCORE	<p>eW Reach Compact Powercore combines all the benefits of LED-based lighting in a compact fixture specifically designed for large-scale installations requiring high-quality white light, including commercial skyscrapers, casinos, large hotel interiors, bridges, piers, public monuments, and themed attractions.</p> <p>With levels of light output and precision never before achieved in a compact LED lighting fixture, eW Reach Compact Powercore delivers intense, energy-efficient output at a reasonable price, opening up new possibilities for exterior illumination.</p> <p>Standard configurations include warm 2700 K and cool 8000 K, with six additional color temperatures available, ranging from 3000 K to 6500 K. Outputs thousands of lumens and throws light hundreds of feet, delivering legitimate LED-based illumination of large-scale structures and objects in a compact, fully-sealed housing.</p> <p>Powercore technology rapidly, efficiently, and accurately controls power output in fixtures directly from line voltage. Exchangeable lenses of 8", 12", 24", 36", 63", and an asymmetric 5" x 12" support a variety of photometric distributions for a multitude of applications. High-performance LEDs offer rich, uniform white light at significantly less cost, less maintenance, operation, and maintenance than traditional light sources.</p> <p>Rugged, slim-profile mounting brackets allows simple installation and fixture rotation through a full 360°. Side locking bolts reliably secure fixture with a standard wrench. Fixtures accept a wide power input range. UL/ETL-certified fixtures accept an input range of 100 - 277 VAC; CQC-certified fixtures accept an input range of 100 - 240 VAC. With a built-in ballast-free and 4-conductor cables to the fixture, the lumen output can be dimmed via digital control.</p>		910503704182	DCP400 2700 100-240V CE	MEXICO
			910503704183	DCP600 3000 100-240V CE	
			910503704184	DCP400 1500 100-240V CE	
			910503704185	DCP400 4000 100-240V CE	

CERTIFIED  
TRUE COPY

Fs-bm

PRODUCT FAMILY	VALUE PROPOSITION	PRODUCT PHOTO	PHILIPS ID#	DESCRIPTION	COUNTRY OF ORIGIN
COLORBlast POWERCORE	<p>ColorBlast Powercore high-performance LED fixtures combine rich, saturated, wall-washing color and color-changing effects with simplified installation.</p> <p>ColorBlast Powercore offers a range of beam angles: for wall washing, grazing, floodlighting, and spotlighting, along with the efficiency and cost-effectiveness of Powercore technology in a rugged die-cast aluminum housing. Superior light output — produces saturated, full-color light output of up to 1471 lumens with light projection of up to 204 feet.</p> <p>Fixtures are available in four beam angles: 23° and 36° for soft washes, 86° with no optic for uniformly washing facades, and a 10° beam for extended light projection. Integrates patented Powercore technology — Powercore rapidly, efficiently, and accurately controls power output to fixtures directly from line voltage.</p> <p>The Philips Color Kinetics Data Enabler Pro merges line voltage with control data and delivers them to fixtures over a single standard cable, dramatically simplifying installation and lowering total system cost. Versatile light positioning — Locking swivel base offers friction-free rotation of up to 350°, and 110° fixture tilting lets you quickly aim the fixture without special tools.</p> <p>Easy installation — By providing line voltage directly to fixtures, Powercore eliminates the need for external power supplies and special wiring.</p> <p>Fixtures can be mounted to a junction box on a wall, ceiling, or floor. Universal power input range — ColorBlast Powercore accepts power input of 100 – 240 VAC, allowing the installation of many units in a continuous run.</p> <p>A single Data Enabler Pro can run up to 30 to 75 fixtures installed in series, depending on the circuit.</p> <p>Industry-leading controls — ColorBlast Powercore works seamlessly with the complete Philips Color Kinetics line of controllers, including ColorGlad Pro, dPlayer 3, and Light System Manager, as well as third-party controllers. Efficient and cost-effective — Replacing metal halide fixtures with ColorBlast Powercore fixtures can dramatically reduce electricity and maintenance costs while delivering superior consistency and uniformity of light and color.</p>		910503702321	BCP472 36xLED-HB/RGB 100-240V 10 WH	
			910503702350	BCP472 36xLED-HB/RGB 100-240V 10 BH	
			910503702334	BCP472 36xLED-HB/RGB 100-240V 23 WH	
			910503702351	BCP472 36xLED-HB/RGB 100-240V 23 BK	
			310503702352	BCP172 36xLED-HB/RGB 100-240V 36WH	
			910503702353	BCP472 36xLED-HB/RGB 100-240V 36 BK	
			910503702354	BCP472 36xLED-HB/RGB 100-240V 86 WH	
			910503702355	BCP472 36xLED-HB/RGB 100-240V 86 BK	

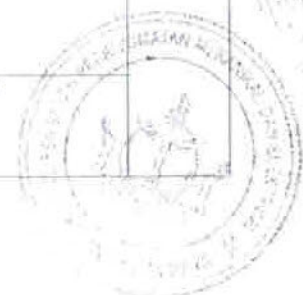


CERTIFIED  
TRUE COPY

Eslova




PRODUCT FAMILY	VALUE PROPOSITION	PRODUCT PHOTO	PHILIPS L29C	DESCRIPTION	COUNTRY OF ORIGIN
RW BLAST POWERCORE	<p>RW Blast Powercore is an intelligent, high performance white light LED fixture that goes where white lights have never gone before. With an output of up to 3,852 lumens and superior fixture-to-fixture color consistency, RW Blast Powercore is ideal for situations in which lamp maintenance may be difficult or impossible. Integration of Powercore technology — Powercore technology rapidly, efficiently, and accurately controls power output to fixtures directly from line voltage.</p> <p>The Philips Color Kinetics Data Enable Pro images line voltage with control data and delivers them to the fixture over a single standard wire, dramatically simplifying installation and lowering total system cost. Supports new applications for white light — Long useful source life (up to 70,000 hours at 70% lumen maintenance) significantly reduces or eliminates maintenance problems, allowing the use of white lighting in spaces where lamp maintenance may be difficult or impossible. High performance illumination in a wide range of color temperatures — Channels of warm, neutral, and cool white LEDs produce color temperatures ranging from 2700 K to 6500 K. RW Blast Powercore offers the greatest possible light intensity at all color temperatures. Fixture brightness can be varied while maintaining constant color temperature. High-intensity, energy-efficient white light.</p> <p>Produces high-intensity illumination at a significantly lower power draw than comparable ceramic metal halide light sources. Versatile lighting options — RW Blast Powercore is available in four beam angles: 23° or 2.56° for soft edges, 83° with no equal for uniformly washing facades, and 10° for extended light projection. Rugged die-cast aluminum housing is available in white or black.</p> <p>Flexible light positioning — Locking canopy base offers friction-free rotation of up to 350°, and 110° fixture tilting lets you quickly aim the fixture without special tools. Easy installation — Fixtures can be mounted to a junction box on a wall, ceiling, or floor for maximum flexibility. The canopy base allows for after-installation rotation without precise junction box positioning.</p> <p>Universal power input range — Accepts a universal power input range of 100–240 VAC, allowing long fixture runs and consistent installation in any location around the world. &gt; See more at: <a href="http://www.colorkinetics.com/s/inelliwhite/whblangp/hsthash/Vlg/for20.djvrl">http://www.colorkinetics.com/s/inelliwhite/whblangp/hsthash/Vlg/for20.djvrl</a></p>		910503702333	BCP474 36xLED-HB-2700-6500 10 WH	USA
			910503702356	BCP474 36xLED-HB-2700-6500 10 BK	
			910503702357	BCP474 36xLED-HB-2700-6500 21 WH	
			910503702358	BCP474 36xLED-HB-2700-6500 21 BK	
			910503702359	BCP474 36xLED-HB-2700-6500 36 WH	
			910503702360	BCP474 36xLED-HB-2700-6500 36 BK	
			910503702361	BCP474 36xLED-HB-2700-6500 83 WH	
			910503702362	BCP474 36xLED-HB-2700-6500 83 BK	



11/14/2017


F. S. S. S.



PRODUCT FAMILY	VALUE PROPOSITION	PRODUCT PHOTO	PHILIPS L2MC	DESCRIPTION	COUNTRY OF ORIGIN
eW BLAST POWERCORE	<p>eW Blast Powercore is an LED lighting fixture providing a high-intensity wash of white light while consuming less energy than comparable non-LED light fixtures. Rated for outdoor use, eW Blast Powercore offers the efficiency and cost-effectiveness of Powercore technology in a rugged die-cast aluminum housing.</p> <p>eW Blast Powercore is ideal for applications as diverse as highlighting architectural features, general site illumination, and lighting signage and retail displays. Integrates patented Powercore technology — Powercore technology rapidly, efficiently, and accurately controls power output to eW Blast Powercore fixtures directly from line voltage, supporting long fixture runs and eliminating the need for external power supplies.</p> <p>Contractor-friendly installation using standard mounting and wiring dramatically simplifies installation and helps lower total system cost. Supports new applications for white light — With long useful source life (up to 70,000 hours at 70% lumen maintenance), eW Blast Powercore can significantly reduce or eliminate maintenance problems, allowing the use of white lighting in spaces where lamp maintenance may be impossible. For example, you can effectively illuminate building features from positions accessible only by crane. High-intensity, energy-efficient white light — With an output of up to 2390 lumens, eW Blast Powercore offers high-intensity illumination at a significantly lower power draw than comparable non-LED fixtures. Variable lighting options — eW Blast Powercore is available in four beam angles: 21° and 36° for soft edges, 83° with no optic for uniformly washing facades, and 10° for extended light projection.</p> <p>Rugged die-cast aluminum housing is available in white or black. Flexible light positioning — Fixtures can be mounted to a junction box on a wall, ceiling, or floor for maximum flexibility. Locking base swivel offers friction-free rotation of up to 350° and 110° fixture tilting provides quick fixture positioning without special tools. Support for multiple voltages — eW Blast Powercore accepts power input of 100, 120, 240, and 277 VAC, allowing installation and operation from line voltage in a variety of locations. Dimming capability — Patented DimMand technology offers smooth dimming capability with selected commercially available reverse-phase ELV-type dimmers.</p>		910503702379	BCP473 36xLED-HB-2700 100-277V 10 WH	USA
			910503702380	BCP473 36xLED-HB-2700 100-277V 10 BK	
			910503702381	BCP473 36xLED-HB-2700 100-277V 21 WH	
			910503702382	BCP473 36xLED-HB-2700 100-277V 21 BK	
			910503702383	BCP473 36xLED-HB-2700 100-277V 36 WH	
			910503702384	BCP473 36xLED-HB-2700 100-277V 36 BK	
			910503702385	BCP473 36xLED-HB-2700 100-277V 83 WH	
			910503702386	BCP473 36xLED-HB-2700 100-277V 83 BK	
			910503702387	BCP473 36xLED-HB-4000 100-277V 10 WH	
			910503702388	BCP473 36xLED-HB-4000 100-277V 10 BK	
			910503702389	BCP473 36xLED-HB-4000 100-277V 21 WH	
			910503702390	BCP473 36xLED-HB-4000 100-277V 21 BK	
			910503702391	BCP473 36xLED-HB-4000 100-277V 36 WH	
			910503702392	BCP473 36xLED-HB-4000 100-277V 36 BK	
			910503702393	BCP473 36xLED-HB-4000 100-277V 83 WH	
			910503702394	BCP473 36xLED-HB-4000 100-277V 83 BK	

CERTIFIED  
TRUE COPY

F. Hon


PRODUCT FAMILY	VALUE PROPOSITION	PRODUCT PHOTO	PHILIPS L2NC	DESCRIPTION	COUNTRY OF ORIGIN
eCOLOR BLAST POWERCORE	<p>eColor Blast Powercore is an LED lighting fixture providing a high-intensity wash of colored light while offering superior energy efficiency.</p> <p>Rated for outdoor use, eColor Blast Powercore offers the efficiency and cost-effectiveness of Powercore technology in a rugged die-cast aluminum housing. eColor Blast Powercore is ideal for applications in any location highlighting architectural features, lighting signage, and accent lighting in retail and other interior spaces. It integrates patented Powercore technology — Powercore technology rapidly, efficiently, and accurately controls power output to eColor Blast Powercore fixtures directly from the control system, supporting long fixture runs and eliminating the need for external power outputs.</p> <p>Contractor-friendly installation using standard mounting and wiring dramatically simplifies installation and helps lower total system cost.</p> <p>Extremely low maintenance operation — With long useful source life, eColor Blast Powercore can significantly reduce or eliminate maintenance problems, shortening the time for colored lighting in spaces where lamp maintenance is virtually impossible. For example, you can effectively highlight building features from points inaccessible only by crane.</p> <p>Versatile lighting option — eColor Blast Powercore is available in solid red, green, blue, and amber, and four base angles: 13° and 36° for soft edges, 86° with no optic for uniformly washing facades, and 10° for extended light projection. Rugged die-cast aluminum housing is available in white or black. Adjustable light position — Fixtures can be mounted to a junction box on a wall, ceiling, or floor for maximum flexibility. Locking base swivel offers friction-free rotation of up to 350°, and 110° fixture tilting provides ideal fixture positioning without special tools.</p> <p>Accepts multiple voltages — Accepts power input of 100, 120, 240, and 277 VAC, allowing installation and operation from line voltage in a variety of locations. Dimming capability — Patented 0-10V dimming technology offers smooth dimming capability with selected commercially available 0-10V dimmer systems.</p>		910503702323	BCP473 36xLED-HB/BL 100-277V 10 WH	USA
			910503702325	BCP473 36xLED-HB/BL 100-277V 10 BK	
			910503702346	BCP473 36xLED-HB/BL 100-277V 23 WH	
			910503702397	BCP473 36xLED-HB/BL 100-277V 23 BK	
			910503702398	BCP473 36xLED-HB/BL 100-277V 36 WH	
			910503702399	BCP473 36xLED-HB/BL 100-277V 36 BK	
			910503702401	BCP473 36xLED-HB/BL 100-277V 86 WH	
			910503702402	BCP473 36xLED-HB/BL 100-277V 86 BK	
			910503702403	BCP473 36xLED-HB/BL 100-277V 10 WH	
			910503702404	BCP473 36xLED-HB/BL 100-277V 10 BK	
			910503702405	BCP473 36xLED-HB/BL 100-277V 23 WH	
			910503702406	BCP473 36xLED-HB/BL 100-277V 23 BK	
			910503702407	BCP473 36xLED-HB/BL 100-277V 36 WH	
			910503702408	BCP473 36xLED-HB/BL 100-277V 36 BK	
			910503702409	BCP473 36xLED-HB/BL 100-277V 86 WH	
			910503702411	BCP473 36xLED-HB/BL 100-277V 10 WH	
			910503702412	BCP473 36xLED-HB/BL 100-277V 10 BK	
			910503702413	BCP473 36xLED-HB/BL 100-277V 23 WH	
			910503702414	BCP473 36xLED-HB/BL 100-277V 23 BK	
			910503702415	BCP473 36xLED-HB/BL 100-277V 36 WH	
			910503702416	BCP473 36xLED-HB/BL 100-277V 36 BK	
			910503702417	BCP473 36xLED-HB/BL 100-277V 86 WH	
			910503702419	BCP473 36xLED-HB/BL 100-277V 10 WH	
			910503702420	BCP473 36xLED-HB/BL 100-277V 10 BK	
			910503702421	BCP473 36xLED-HB/BL 100-277V 23 WH	
			910503702422	BCP473 36xLED-HB/BL 100-277V 23 BK	
			910503702424	BCP473 36xLED-HB/BL 100-277V 36 BK	
			910503702425	BCP473 36xLED-HB/BL 100-277V 86 WH	
			910503702426	BCP473 36xLED-HB/BL 100-277V 86 BK	



CERTIFIED  
TRUE COPY

Esora



PRODUCT FAMILY	VALUE PROPOSITION	PRODUCT PHOTO	PHILIPS L2NC	DESCRIPTION	COUNTRY OF ORIGIN
ColorGrazo MX4 Powercore	<p>The new ColorGrazo MX4 Powercore family extends the range and flexibility of the popular line of high-performance, full-color LED lighting fixtures from Philips Color Kinetics.</p> <p>These intelligent, RGBW or RGBA fixtures offer an expanded palette of intensely saturated full color light output in a variety of beam angles. Low-profile housing, connectorized cabling, a universal power input range, and dimmable voltage operation make ColorGrazo MX4 Powercore fixtures easy to install and operate.</p> <p>Custom lengths, LED channels, beam angles, housing colors, and power consumption levels produce hundreds of possible configurations and beam distribution patterns to support virtually any facade or surface illumination application. Available in four standard lengths, with standard 9" x 9", 10" x 60", 15" x 30", 30" x 60" and 60" x 30" beam angles. Individually addressable 305 mm (1 ft) segments accommodate fine control of color-changing effects and pre-programmed light shows.</p> <p>Channels of amber or neutral white LEDs seamlessly blend with channels of red, green, and blue LEDs to produce a significantly expanded color palette. In addition to the millions of saturated colors achievable with standard RGB lighting fixtures, RGBW fixtures provide high-quality white light, while RGBA fixtures create intense yellows and an extended range of subtle pastel colors. Option, an advanced dithering algorithm, sets a new standard for the color consistency and uniformity of LED sources used in manufacturing.</p> <p>Chromaticity technology achieves unprecedented consistency of light performance and color precision across multiple fixtures in an installation, while maximizing intensity and color range. Create custom configurations to support special applications by recharging the LED sources in any channel.</p> <p>Options include white LED color temperatures ranging from 2700 K to 6500 K, Blue, Green, Amber, and Red. 60" x 60" and 90" x 60" beam angles also available. Fixtures accept a universal power input range of 100 - 277 V for convenient installation anywhere in the world.</p>		910503704717	BCS559 9 RGBA L1219	USA
			910503704718	BCS559 10x60 RGBA L1219	
			910503704719	BCS559 15x30 RGBA L1219	
			910503704720	BCS559 30x60 RGBA L1219	
			910503704721	BCS559 60x30 RGBA L1219	
			910503704712	BCS559 9 RGBA L914	
			910503704713	BCS559 10x60 RGBA L914	
			910503704714	BCS559 15x30 RGBA L914	
			910503704715	BCS559 30x60 RGBA L914	
			910503704716	BCS559 60x30 RGBA L914	
			910503704707	BCS559 9 RGBA L609	
			910503704708	BCS559 10x60 RGBA L609	
			910503704709	BCS559 15x30 RGBA L609	
			910503704710	BCS559 30x60 RGBA L609	
			910503704711	BCS559 60x30 RGBA L609	
			910503704702	BCS559 9 RGBA L305	
			910503704703	BCS559 10x60 RGBA L305	
			910503704704	BCS559 15x30 RGBA L305	
			910503704705	BCS559 30x60 RGBA L305	
			910503704706	BCS559 60x30 RGBA L305	
			910503704696	BCS559 9 RGBW L1219	
			910503704697	BCS559 10x60 RGBW L1219	
			910503704698	BCS559 15x30 RGBW L1219	
			910503704699	BCS559 30x60 RGBW L1219	
			910503704701	BCS559 60x30 RGBW L1219	
			910503704691	BCS559 9 RGBW L914	
			910503704692	BCS559 10x60 RGBW L914	
			910503704693	BCS559 15x30 RGBW L914	
			910503704694	BCS559 30x60 RGBW L914	
			910503704695	BCS559 60x30 RGBW L914	
			910503704686	BCS559 9 RGBW L609	
			910503704687	BCS559 10x60 RGBW L609	
			910503704688	BCS559 15x30 RGBW L609	
			910503704689	BCS559 30x60 RGBW L609	
			910503704690	BCS559 60x30 RGBW L609	

CERTIFIED  
TRUE COPY

F. Steen




PRODUCT FAMILY	VALUE PROPOSITION	PRODUCT PHOTO	PHILIPS 129C	DESCRIPTION	COUNTRY OF ORIGIN
			910503704681	BCS559 9 RGBW L305	
			910503704682	BCS559 10x60 RGBW L305	
			910503704683	BCS559 15x30 RGBW L305	
			910503704684	BCS559 30x60 RGBW L305	
			910503704685	BCS559 60x30 RGBW L305	
			910503703269	BCS459 9 RGB L1219	
			910503703271	BCS459 10x60 RGB L1219	
			910503703344	BCS459 15x30 RGB L1219	
			910503703345	BCS459 30x60 RGB L1219	
			910503703346	BCS459 60x30 RGB L1219	
			910503703268	BCS459 9 RGB L914	
			910503703339	BCS459 10x60 RGB L914	
			910503703340	BCS459 15x30 RGB L914	
			910503703341	BCS459 30x60 RGB L914	
			910503703342	BCS459 60x30 RGB L914	
			910503703267	BCS459 9 RGB L609	
			910503703335	BCS459 10x60 RGB L609	
			910503703336	BCS459 15x30 RGB L609	
			910503703337	BCS459 30x60 RGB L609	
			910503703338	BCS459 60x30 RGB L609	
			910503703141	BCS459 9 RGB L305	
			910503703331	BCS459 10x60 RGB L305	
			910503703332	BCS459 15x30 RGB L305	
			910503703333	BCS459 30x60 RGB L305	
			910503703334	BCS459 60x30 RGB L305	
			910503703362	BCS467 9 RGB L1219	
			910503703363	BCS467 10x60 RGB L1219	
			910503703364	BCS467 15x30 RGB L1219	
			910503703365	BCS467 30x60 RGB L1219	
			910503703366	BCS467 60x30 RGB L1219	
			910503703386	BCS467 10x60 RGB 20W L1219	
			910503703388	BCS467 30x60 RGB 20W L1219	
			910503703357	BCS467 9 RGB L914	
			910503703358	BCS467 10x60 RGB L914	

CERTIFIED  
TRUE COPY

F. J. J. J.



PRODUCT FAMILY	VALUE PROPOSITION	PRODUCT PHOTO	PHILIPS 12NC	DESCRIPTION	COUNTRY OF ORIGIN
			910503703359	BCS467 15x30 RGB L814	
			910503703360	BCS467 30x60 RGB L914	
			910503703381	BCS467 30x60 RGB 15W L914	
			910503703383	BCS467 30x60 RGB 15W L914	
			910503703352	BCS467 9 RGB L609	
			910503703353	BCS467 10x60 RGB L609	
			910503703354	BCS467 15x30 RGB L609	
			910503703355	BCS467 30x60 RGB L609	
			910503703356	BCS467 60x30 RGB L609	
			910503703378	BCS467 30x60 RGB 10W L609	
			910503703347	BCS467 9 RGB L305	
			910503703348	BCS467 10x60 RGB L305	
			910503703349	BCS467 15x30 RGB L305	
			910503703350	BCS467 30x60 RGB L305	
			910503703351	BCS467 60x30 RGB L305	




CERTIFIED  
TRUE COPY

Fstow






## APPLICATION FOR CERTIFICATION OF PRODUCTS

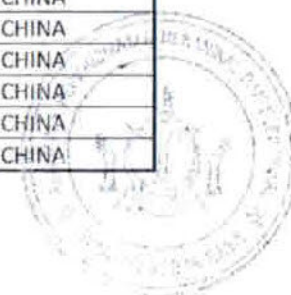
PRODUCT FAMILY	VALUE PROPOSITION	PRODUCT PHOTO	PHILIPS 12NC	DESCRIPTION	COUNTRY OF ORIGIN
ESSENTIAL LEDtube	750lm / 1600lm 10W/20W 80-88lm/W 30k hrs lifetime InstantFit EM		929000297908	ESSENTIAL LEDtube 600mm 10W 3000K T8 (750lm)	CHINA
			929000296808	ESSENTIAL LEDtube 600mm 10W 4000k T8 (800lm)	CHINA
			929000296908	ESSENTIAL LEDtube 600mm 10W 5500k T8 (800lm)	CHINA
			929000298008	ESSENTIAL LEDtube 1200mm 20W 3000K T8 (1500lm)	CHINA
			929000296608	ESSENTIAL LEDtube 1200mm 20W 4000k T8 (1600lm)	CHINA
			929000296708	ESSENTIAL LEDtube 1200mm 20W 6500k T8 (1600lm)	CHINA
			929000282508	ESSENTIAL LEDtube 600mm 12.5W830 T8 I (1000lm)	CHINA
			929000282308	ESSENTIAL LEDtube 600mm 12.5W840 T8 I (1050lm)	CHINA
			929000282408	ESSENTIAL LEDtube 600mm 12.5W865 T8 I (1050lm)	CHINA
			929000282208	ESSENTIAL LEDtube 1200mm 25W830 T8 I (2000lm)	CHINA
			929000282008	ESSENTIAL LEDtube 1200mm 25W840 T8 I (2100lm)	CHINA
			929000282108	ESSENTIAL LEDtube 1200mm 25W865 T8 I (2100lm)	CHINA

CERTIFIED  
TRUE COPY

F. Stolar



PRODUCT FAMILY	VALUE PROPOSITION	PRODUCT PHOTO	PHILIPS 12N	DESCRIPTION	COUNTRY OF ORIGIN
Essential TLED	<ul style="list-style-type: none"> <li>- 800 / 1600lm</li> <li>- 9W/18W</li> <li>- 80-88lm/W</li> <li>- 30k hrs lifetime</li> <li>- InstantFit EM</li> </ul>		929001128003	ESSENTIAL LEDtube 500mm 9W840 T8 AP I	CHINA
			929001128108	ESSENTIAL LEDtube 600mm 9W865 T8 AP I	CHINA
			929001128208	ESSENTIAL LEDtube 1200mm 18W840 T8 AP I	CHINA
			929001128308	ESSENTIAL LEDtube 1200mm 18W865 T8 AP I	CHINA
Master TLED Standard	<ul style="list-style-type: none"> <li>- 1600 / 2000lm</li> <li>- 100-110lm/W</li> <li>- 40k hrs lifetime</li> <li>- InstantFit EM</li> <li>- Designed for higher ambient temperatures (closed luminaires)</li> <li>- Dedicated wide voltage 100-277V version</li> </ul>		929001119408	MAS LEDtube STD 1200mm 14.5W840 T8 I W	CHINA
			929001119508	MAS LEDtube STD 1200mm 14.5W865 T8 I W	CHINA
			929001119008	MAS LEDtube STD 1200mm 14.5W840 T8 I	CHINA
			929001119108	MAS LEDtube STD 1200mm 14.5W865 T8 I	CHINA
			929000286308	MAS LEDtube STD 1200mm 20W830 T8 I (2000lm)	CHINA
			929000286408	MAS LEDtube STD 1200mm 20W 840 T8 I (2100lm)	CHINA
			929000286508	MAS LEDtube STD 1200mm 20W 865 T8 I (2100lm)	CHINA
			929000286608	MAS LEDtube STD 600mm 10W 830 T8 I (1000lm)	CHINA
			929000286708	MAS LEDtube STD 600mm 10W 840 T8 I (1050lm)	CHINA
			929000286808	MAS LEDtube STD 600mm 10W 865 T8 I (1050lm)	CHINA
			929000299902	MASTER LED Tube Protection Starter EMP 050	CHINA



CERTIFIED  
TRUE COPY

F. Khan