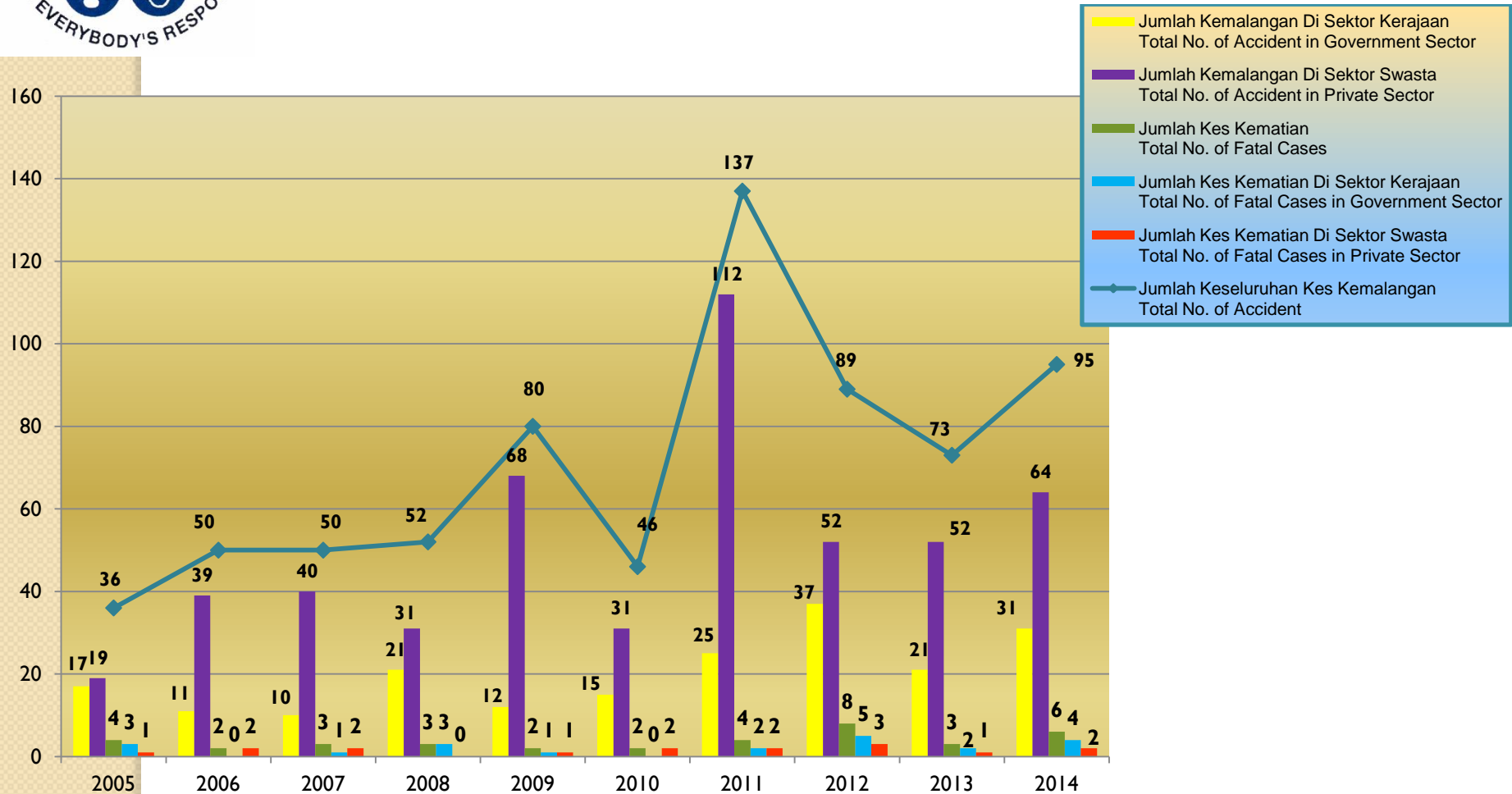




## PERANGKAIAN JUMLAH KEMALANGAN INDUSTRI PEMBINAAN DI NEGARA BRUNEI DARUSSALAM YANG DILAPORKAN DARI TAHUN 2005 HINGGA 2014

### REPORTED ACCIDENT STATISTICS CONSTRUCTION INDUSTRY IN NEGARA BRUNEI DARUSSALAM FROM THE YEAR 2005 TO 2014

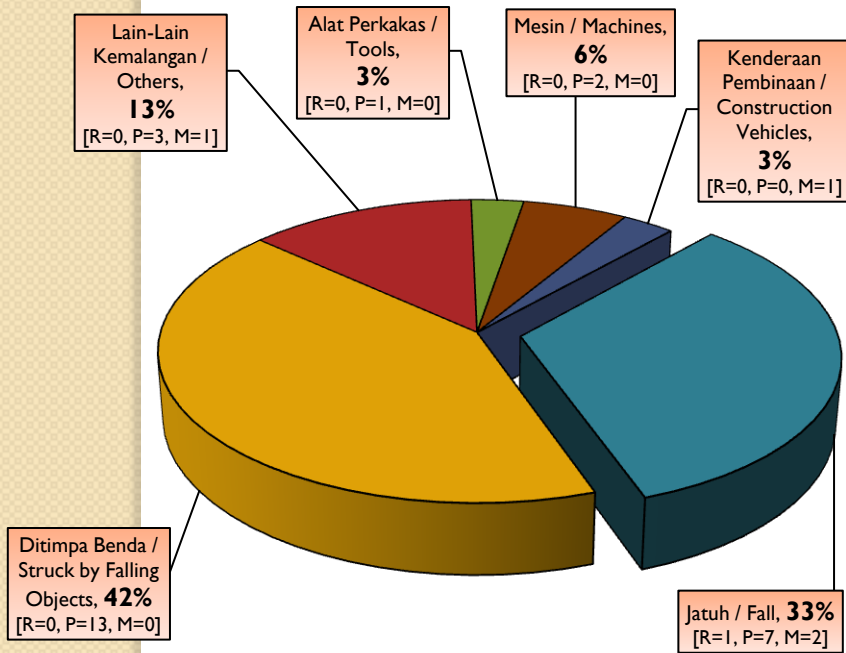


Sumber data dan maklumat : Diperolehi dari Bahagian Kesihatan, Keselamatan dan Alam Sekitar, Jabatan Kerja Raya / Bahagian Keselamatan dan Kesihatan Tempat Kerja, Jabatan Buruh / Jabatan Buruh, Kuala Belait & Bahagian Kesihatan Cara Kerja, Jabatan Perkhidmatan Kesihatan

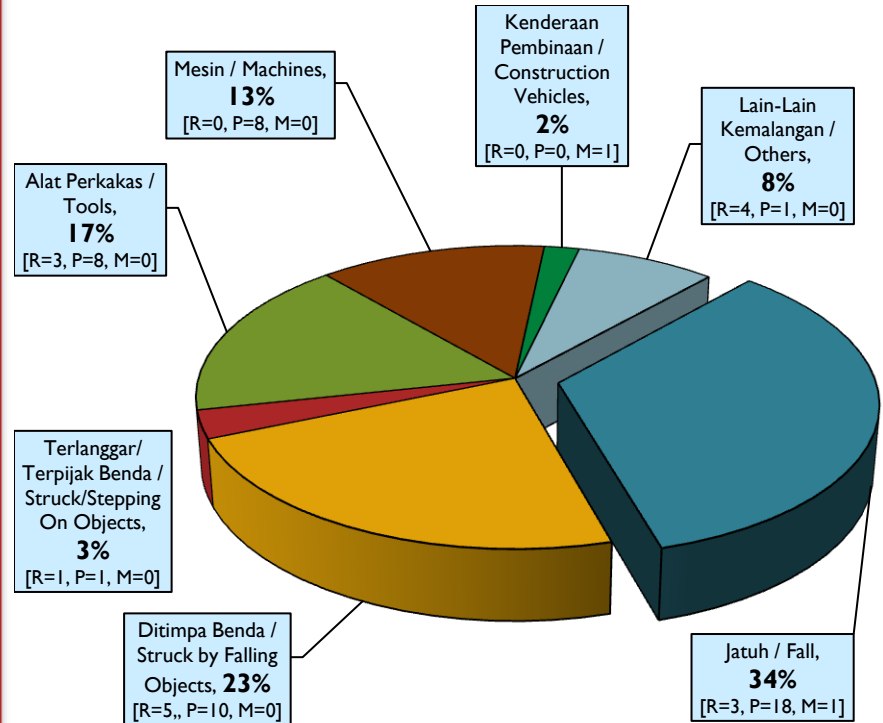
Data source and information : Obtained from Health, Safety and Environment Section, Public Works Department / Safety and Health Workplace Section, Labour Department, / Labour Department, Kuala Belait & Occupational Health Division, Health Department

**PERATUS JENIS KEMALANGAN INDUSTRI PEMBINAAN YANG DILAPORKAN SEPANJANG TAHUN 2014**  
**PERCENTAGE OF TYPES OF ACCIDENT REPORTED IN THE CONSTRUCTION INDUSTRY FOR THE YEAR 2014**

**Jumlah Kemalangan Di Sektor Kerajaan (31 Kes)**  
**Total Reported Accident in Government Sector (31 Cases)**



**Jumlah Kemalangan Di Sektor Swasta (64 Kes)**  
**Total Reported Accident in Private Sector (64 Cases)**



**R = RINGAN (MINOR)**  
**P = PARAH (SERIOUS)**  
**M = KEMATIAN (FATALITY)**

Sumber data dan maklumat : Diperolehi dari Bahagian Kesihatan, Keselamatan dan Alam Sekitar, Jabatan Kerja Raya / Bahagian Keselamatan dan Kesihatan Tempat Kerja, Jabatan Buruh / Jabatan Buruh, Kuala Belait & Bahagian Kesihatan Cara Kerja, Jabatan Perkhidmatan Kesihatan

Data source and information : Obtained from Health, Safety and Environment Section, Public Works Department / Safety and Health Workplace Section, Labour Department, / Labour Department, Kuala Belait & Occupational Health Division, Health Department