

PECAHAN STATISTIK KEMALANGAN INDUSTRI PEMBINAAN DI NEGARA BRUNEI DARUSSALAM BAGI TAHUN 2022

ACCIDENT STATISTIC BREAKDOWN FOR CONSTRUCTION INDUSTRY IN NEGARA BRUNEI DARUSSALAM FOR THE YEAR 2022

JENIS-JENIS KEMALANGAN TYPES OF ACCIDENT	SEKTOR SECTOR		TAHAP KECEDEeraan DEGREE OF INJURY						JUMLAH MENGIKUT JENIS KEMALANGAN TOTAL NUMBER ACCORDING TO TYPES OF ACCIDENT
	KERAJAAN GOVERNMENT	SWASTA PRIVATE	RINGAN MINOR		PARAH SERIOUS		KEMATIAN FATALITY		
			KERAJAAN GOVERNMENT	SWASTA PRIVATE	KERAJAAN GOVERNMENT	SWASTA PRIVATE	KERAJAAN GOVERNMENT	SWASTA PRIVATE	
JATUH FALL	4	23	1	5	3	18	-	-	27
DITIMPA BENDA STRUCK BY FALLING OBJECTS	1	13	-	1	1	12	-	-	14
TERLANGGAR/TERPIJAK BENDA STRUCK/STEPPING ON OBJECTS	2	1	-	1	2	-	-	-	3
ALAT PERKAKAS TOOLS	3	10	-	2	3	8	-	-	13
RENJATAN ELEKTRIK ELECTROCUTION	-	1	-	-	-	-	-	1	1
MESIN MACHINES	-	-	-	-	-	-	-	-	-
JENTERA BERAT HEAVY EQUIPMENT	-	-	-	-	-	-	-	-	-
KENDERAAN PEMBINAAN CONSTRUCTION VEHICLES	-	-	-	-	-	-	-	-	-
LAIN-LAIN KEMALANGAN OTHERS	-	2	-	1	-	-	-	1	2
JUMLAH MENGIKUT SEKTOR TOTAL NUMBER ACCORDING TO SECTOR	10	50							60
JUMLAH KESELURUHAN GRAND TOTAL									60

JUMLAH DATA DIPEROLEHI DARI :

JABATAN BURUH, BSB : 44 KES DILAPORKAN
 JABATAN BURUH, KB : 14 KES DILAPORKAN
 KEMENTERIAN KESIHATAN : 02 KES DILAPORKAN
 HSE, JKR : 00 KES DILAPORKAN

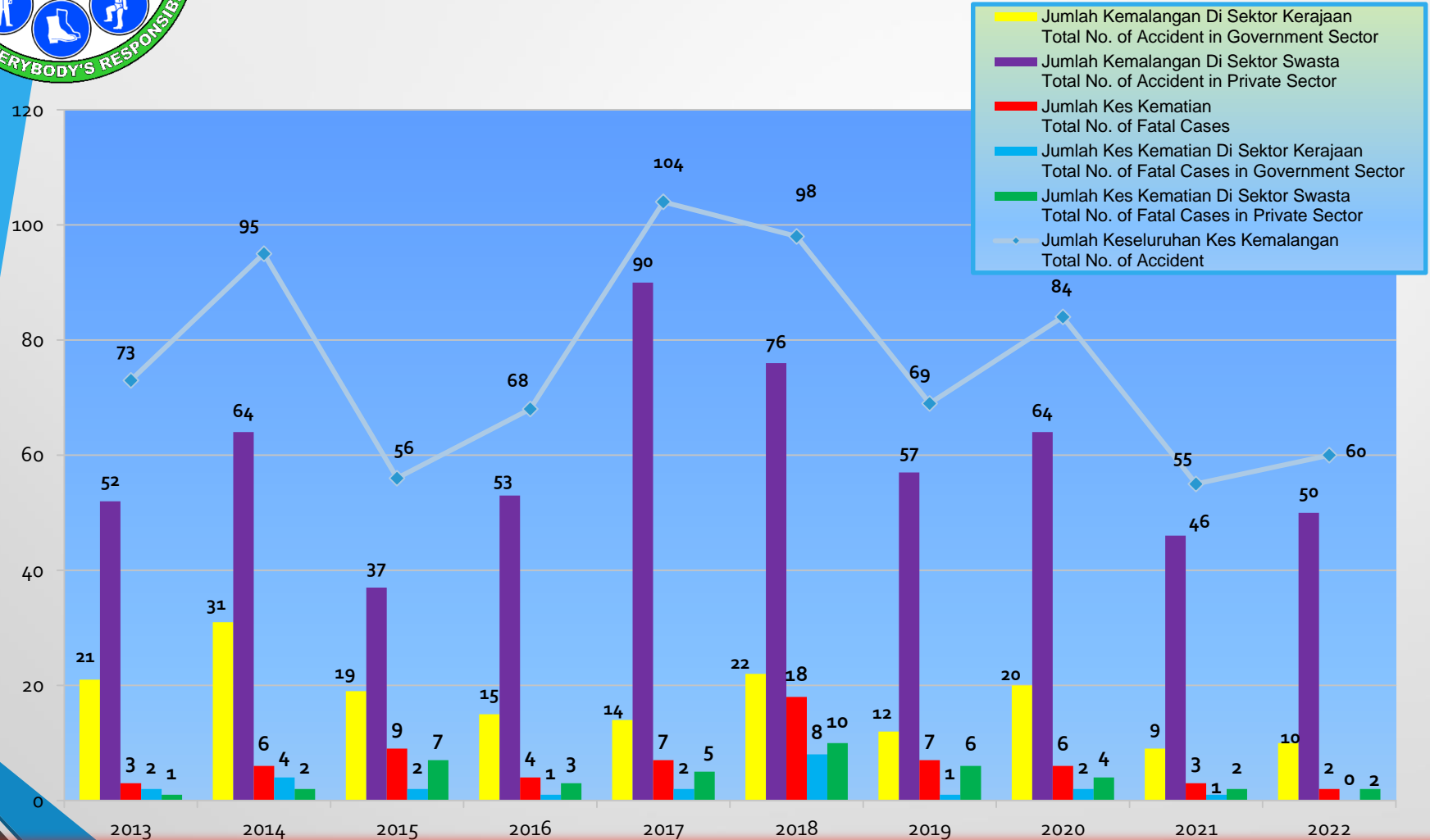
SUMBER DATA DAN MAKLUMAT : DIPEROLEHI DARI BAHAGIAN KESIHATAN, KESELAMATAN DAN ALAM SEKITAR, JABATAN KERJA RAYA / BAHAGIAN KESELAMATAN DAN KESIHATAN TEMPAT KERJA, JABATAN BURUH / JABATAN BURUH, KUALA BELAIT & BAHAGIAN KESIHATAN CARA KERJA, JABATAN PERKHIDMATAN KESIHATAN

DATA SOURCE AND INFORMATION : OBTAINED FROM HEALTH, SAFETY & ENVIRONMENT SECTION, PUBLIC WORKS DEPARTMENT / SAFETY AND HEALTH WORKPLACE SECTION, LABOUR DEPARTMENT / LABOUR DEPARTMENT, KUALA BELAIT & OCCUPATIONAL HEALTH SECTION, HEALTH DEPARTMENT



PERANGKAAAN JUMLAH KEMALANGAN INDUSTRI PEMBINAAN DI NEGARA BRUNEI DARUSSALAM YANG DILAPORKAN DARI TAHUN 2013 HINGGA 2022

REPORTED ACCIDENT STATISTICS CONSTRUCTION INDUSTRY IN NEGARA BRUNEI DARUSSALAM FROM THE YEAR 2013 TO 2022



Sumber data dan maklumat : Diperolehi dari Bahagian Kesihatan, Keselamatan dan Alam Sekitar, Jabatan Kerja Raya / Bahagian Keselamatan dan Kesihatan Tempat Kerja, Jabatan Buruh / Jabatan Buruh, Kuala Belait & Bahagian Kesihatan Cara Kerja, Jabatan Perkhidmatan Kesihatan

Data source and information : Obtained from Health, Safety and Environment Section, Public Works Department / Safety and Health Workplace Section, Labour Department, / Labour Department, Kuala Belait & Occupational Health Division, Health Department

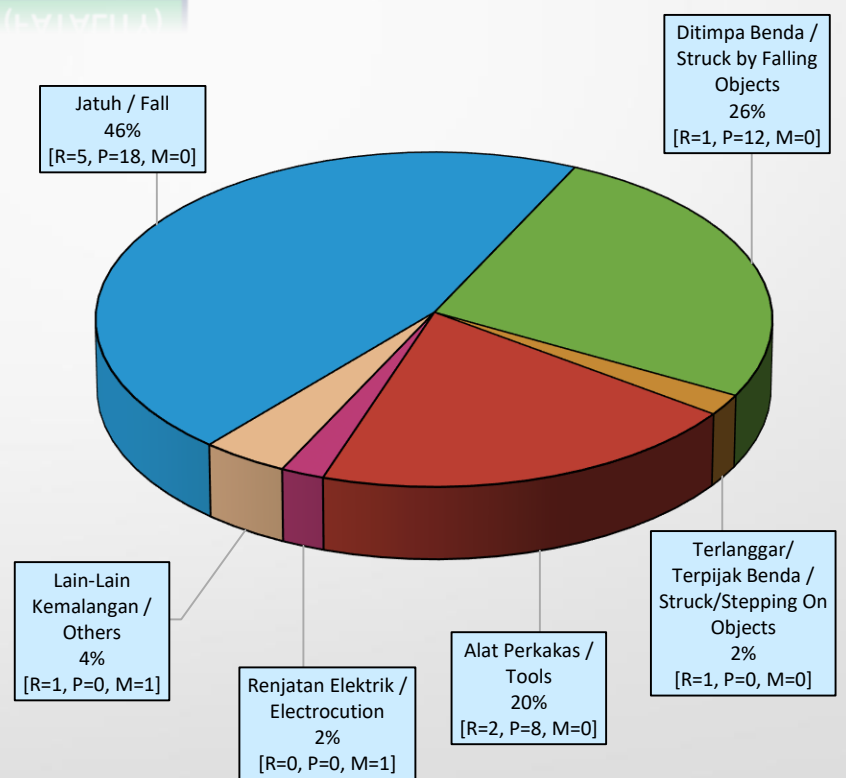
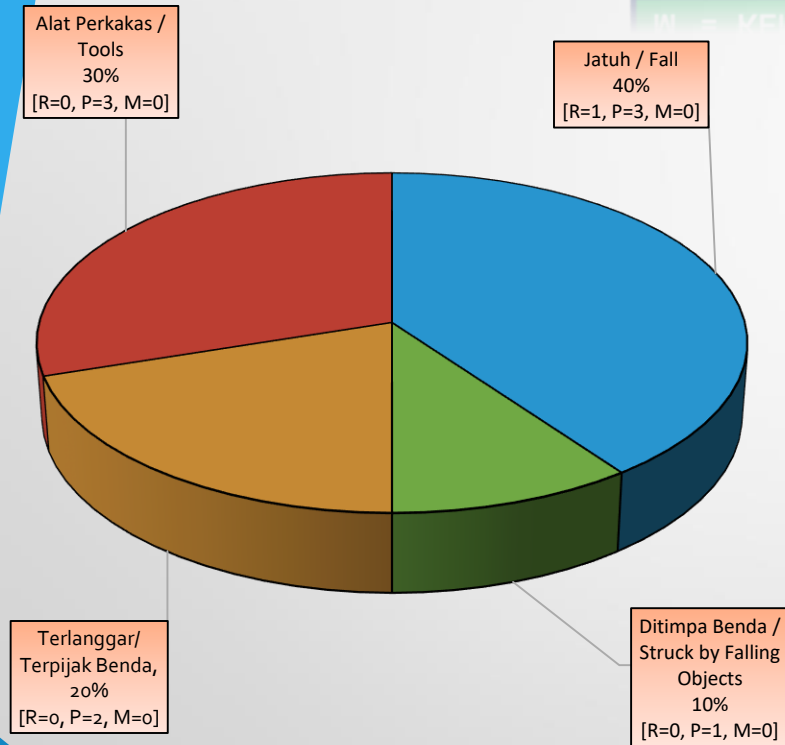
PERATUS JENIS KEMALANGAN INDUSTRI PEMBINAAN YANG DILAPORKAN SEPANJANG TAHUN 2022

PERCENTAGE OF TYPES OF ACCIDENT REPORTED IN THE CONSTRUCTION INDUSTRY FOR THE YEAR 2022

Jumlah Kemalangan Di Sektor Kerajaan (10 Kes)
Total Reported Accident in Government Sector (10 Cases)

Jumlah Kemalangan Di Sektor Swasta (50 Kes)
Total Reported Accident in Private Sector (50 Cases)

R = RINGAN (MINOR)
P = PARAH (SERIOUS)
M = KEMATIAN (FATALITY)



Sumber data dan maklumat : Diperolehi dari Bahagian Kesihatan, Keselamatan dan Alam Sekitar, Jabatan Kerja Raya / Bahagian Keselamatan dan Kesihatan Tempat Kerja, Jabatan Buruh / Jabatan Buruh, Kuala Belait & Bahagian Kesihatan Cara Kerja, Jabatan Perkhidmatan Kesihatan

Data source and information : Obtained from Health, Safety and Environment Section, Public Works Department / Safety and Health Workplace Section, Labour Department, / Labour Department, Kuala Belait & Occupational Health Division, Health Department